

JULY 2019

VEHICLE ESCAPE TOOL EVALUATION

NewsRoom.AAA.com





(This page intentionally left blank)



Abstract

Vehicle fires, submersions, or other types of accidents could be fatal if occupants are unable to exit their vehicle. In 2017, there were an estimated 12,900 police-reported crashes in which the vehicle caught fire in the U.S., resulting in 1,445 occupant deaths. That same year, there were an estimated 7,900 crashes in which the vehicle became partially or fully submerged, resulting in 429 occupant deaths [1]. After a crash, malfunctioning seat belts and doors could trap occupants resulting in the need to cut a seat belt or break a vehicle’s window in order to escape.

The majority of vehicle side windows are made from tempered glass, which shatters into small pieces when broken. But an increasing number of vehicles are being built with laminated side window glass, which is stronger, quieter and much more difficult to break. Based on part catalog data from the National Auto Glass Specification [2], approximately 33 percent of 2018 vehicle models have laminated windows. The full list of vehicles with laminated side and rear windows can be found in the appendix. Laminated windows, which have a layer of plastic sandwiched between two panes of glass, are much more impact resistant and are kept intact by the plastic even when cracked. They can also reduce the amount of outside noise heard inside the vehicle. Laminated glass is the standard material for windshields due to the greater need for impact protection and shatter resistance. Due to its increased strength, laminated glass is becoming more common in other areas of the vehicle, such as side windows, to aid in mitigating occupant ejection [3].

Vehicle escape tools are intended to aid occupants in exiting their vehicle in an emergency by breaking through side windows and cutting through locked seat belts. This study is intended to evaluate the performance of common consumer-grade vehicle escape tools to inform drivers about how, when and why they should be used. In addition, it examines the use of laminated glass for automotive side windows and how it could impact an occupant’s ability to escape during an emergency.

Research Questions:

1. How do different types of vehicle escape tools perform at cutting a seat belt?
2. How effective are different types of vehicle escape tools at breaking tempered and laminated side window glass?

Key Findings:

All of the selected vehicle escape tools successfully cut through the seat belt material on all attempts. However, two tools performed significantly worse than the others during seat belt cutting tests, averaging 13.5 and 23.0 seconds to cut through the belt. The remaining four tools each averaged less than 2.5 seconds.

In glass-breaking tests, four of the six tools were successful in breaking the tempered glass. Two of the tools, however, failed to break through the tempered glass (the type most commonly used for vehicle side windows). None of the tools were able to successfully break the laminated glass, which stayed



structurally intact even after being cracked. The research indicates that it is nearly impossible to break through laminated windows without specialized equipment.



Contents

Abstract	3
1 Introduction.....	6
2 Background.....	6
2.1 Seat Belt-Cutting Component.....	7
2.2 Window-Breaking Component.....	7
3 Tool Selection	8
4 Inquiry #1: How do different types of escape tools perform at cutting a vehicle seat belt?.....	9
4.1 Objective.....	9
4.2 Setup & Equipment	9
4.3 Methodology	9
4.4 Results & Observations	10
5 Inquiry #2: How do different types of escape tools perform at breaking tempered and laminated side window glass?	11
5.1 Objective.....	11
5.2 Setup & Equipment	11
5.2.1 Test Fixture for Hammer Tools.....	12
5.3 Methodology	13
5.4 Results & Observations	14
6 Key Findings.....	17
6.1 Summary of Tool Testing.....	17
6.2 Laminated Side Windows	18
7 Summary Recommendations	19
8 Contact Information	21
9 Approvals.....	21
10 Bibliography.....	22
11 Appendix: List of U.S. Market Vehicles Equipped with OEM Laminated Non-windshield Glass.....	23



1 Introduction

Seat belts, windows and windshields provide protection for motorists and help secure them within the vehicle in the event of a collision. However, in serious crashes such as vehicle fires or submersions, seat belts and doors may malfunction or become stuck due to damage preventing occupants from being able to exit their vehicle.

Vehicle escape tools are intended to assist occupants in an emergency by breaking through side windows and/or cutting through locked seat belts. They are typically compact, for easy storage and access, and have the ability to perform both of the tasks using one tool. The purpose of this research is to evaluate the effectiveness of a selection of vehicle escape tools to break both types of side window glass (tempered and laminated) as well as cut through a locked-in-place seat belt. This study also seeks to inform drivers about when, why and how they should use these types of tools.

2 Background

Automotive seat belts are designed to secure passengers during a collision, preventing impact with the dash and steering column and allowing airbags to work effectively. But, in certain situations, the belt could become locked in place, preventing an occupant from escaping the vehicle. Specifically, if a vehicle comes to a rest upside down during a rollover crash (of which there were an estimated 222,700 in 2017 [1]) an occupant's weight against the seat belt could prevent it from releasing. Vehicle escape tools typically include a blade designed to cut through the seat belt in an emergency. Seat belts are made of strong and durable material, so it is important for the blade to be sturdy and sharp.

Automotive glass is produced in two main varieties – tempered and laminated. Tempered glass, which is commonly used for side and rear windows, is heat-treated to increase its breaking strength. When cracked, tempered glass will shatter into small pieces. Laminated glass, commonly used for windshields due to the increased risk of high speed impact, is formed by two layers of tempered glass adhered to an inner plastic layer. This inner layer increases the strength of the glass, holding it together and preventing it from shattering, even when cracked.

Laminated glass has been used for side windows on a small number of models for decades. However, in response to Federal Motor Vehicle Safety Standard (FMVSS) No. 226, which aims to reduce occupant ejections in high speed collisions [3], manufacturers have begun greatly increasing its use to supplement airbags. In fact, approximately 33 percent of 2018 models (115 of roughly 350) now have laminated side windows installed [2]. This is a 67 percent increase from 10 years prior (69 models in 2008).

Laminated glass is intended to protect the occupant from being ejected from the vehicle in the event of a rollover. In 2017, there were an estimated 222,700 rollover related crashes that lead to 171,600

injuries and 7,170 deaths. That same year, 21,400 vehicle occupants were partially or fully ejected during a crash, resulting in 11,200 injuries and 5,053 deaths. In contrast, there were a combined total of 20,800 crashes related to fire or water submersion that resulted in 10,800 injuries and 1,874 deaths [1]. Based on this data, motorists experienced over ten times the number of rollover crashes (10.7x) than those related to fire and submersion combined. Also, there were more occupant ejections than combined fire and submersion related crashes, with a fatality rate of more than double (2.6x).

While the use of laminated glass in vehicle side windows could restrict escape in certain situations, it may also provide added protection against occupant ejection, a more prevalent safety issue. This study does not attempt to come to a conclusion about whether laminated glass is a superior choice for window material. However, it is important to highlight how its use may affect motorists and first-responders during emergency situations.

2.1 Seat Belt-Cutting Component

The seat belt-cutting component of most vehicle escape tools consists of a recessed blade used to catch the belt and slice through the material. The blade is recessed to prevent injury to the user while allowing the belt material to slide into it.



Figure 5: Example of seat belt cutting tool. Image Source: AAA

2.2 Window-Breaking Component

The window-breaking component of vehicle escape tools typically follow one of two designs: spring-loaded or hammer. The hammer design has a cone-shaped metal tip mounted on the end of a hammer-shaped object. With this design, the user manually swings the hammer at the window to break it. The spring-loaded design requires the user to press the tool against the window until a compressed spring is released, driving the metal cone into the glass. One uniquely designed tool tested in this study requires the user to first pull the cone back away from the window and release it, allowing it to spring forward into the glass.




Figure 6: Example of a hammer (left) and spring-loaded (right) style window-breaking tool. Image Source: AAA

3 Tool Selection

To select tools for testing, various online retailers were surveyed to compile a list of vehicle escape tools available on the market. They were then classified by type of tool (hammer or spring-loaded) as described above. A random number generator was used to select three of each type of tool for testing. The selected tools are shown below: Numbers 1, 2 and 3 are the hammer type and numbers 4, 5 and 6 are the spring-loaded type. Note that tool number 6, included in the spring-loaded group, operates by inserting the top of the tool into the window frame, pulling back on the end to flex it and releasing it so that the cone springs into the glass. This is different from the other spring-loaded tools, which are pushed against the glass until the tip is released to spring into the glass.



Figure 7: Hammer-style tools. Left to right: Tools No. 1, 2, and 3. Image Source: AAA



Figure 8: Spring-loaded tools. Left to right: No. 4, 5, 6. Image Source: AAA

4 Inquiry #1: How do different types of escape tools perform at cutting a vehicle seat belt?

4.1 Objective

Evaluate the ability of six randomly selected vehicle escape tools to cut seat belt material in a controlled environment to ensure repeatability. To simulate a real-world scenario, a rear passenger seat of the test vehicle was outfitted with a seat belt harness and a roll of seat belt webbing. An AAA researcher sat buckled into the seat, attempting to slice the belt with each tool to evaluate its effectiveness in cutting through a seat belt.

4.2 Setup & Equipment

The original seat belt in the test vehicle was removed from the shoulder mount and replaced with a new bracket and webbing for the purpose of repeating the seat belt cutting test (see figure below). The free end of the roll was first fed up through the bottom bracket then through the top bracket and back down through the bottom bracket. The free end of the belt was then looped through the back end of the seat belt tongue, which would hold the free end of the seat belt in place when pulled tight.



Figure 9: Setup for seat belt-cutting test. Image Source: AAA

4.3 Methodology

An AAA researcher sat in the seat and fastened the belt. The belt was adjusted to be snug enough on the tester such that he/she could not lean forward from the seat more than two inches. Though aware of the function of the tools, the researcher had no prior experience using them to cut seat belts. The researcher held the tool in position to cut the belt across the chest with their dominant hand, while the



other hand was used to pull and hold the belt away from the chest. The stop watch was started as soon as the researcher started to cut through the belt and the timer was stopped once the blade cut through the entire belt.

Any comments or notes the researcher had about each experience were recorded along with the time it took to cut through each belt. Upon completion, the seat belt apparatus was reset. This procedure was repeated three (3) times for each tool. The number of tests was determined to allow results to be averaged while minimizing total testing time, which was lengthy due to the seat belt changing process.

These tests were performed under controlled conditions so that results could be compared from tool to tool. However, in real world circumstances, a number of variables can affect how quickly a user might be able to cut the seat belt. These include the vehicle’s position, the occupant’s condition and the location of the tool in the vehicle after an impact.

4.4 Results & Observations

Each escape tool was evaluated following the testing procedure described above. The results for each tool were averaged and compared to the results of the others. The full table of recorded cutting times and averages is provided below.

Escape Tool Evaluation				
Seat Belt Cutting Time				
Tool Type	Tool No.	Test No.	Cut Time (sec)	Avg. (sec)
Hammer Type Tool	Tool No. 1	1	2.20	1.51
		2	1.48	
		3	0.86	
	Tool No. 2	1	2.26	2.00
		2	2.26	
		3	1.48	
	Tool No. 3	1	17.56	23.06
		2	29.05	
		3	22.58	
Spring-Loaded Tool	Tool No. 4	1	2.75	2.46
		2	1.28	
		3	3.36	
	Tool No. 5	1	13.9	13.50
		2	15.45	
		3	11.16	
	Tool No. 6	1	1.85	1.32
		2	1.40	
		3	0.72	

Figure 10: Seat belt-cutting results. Source: AAA

Two tools (numbers 3 and 5) performed markedly worse in the seat belt-cutting test as compared to the others, averaging 13.5 and 23.0 seconds respectively. The other four tools each averaged less than 2.5 seconds, with tool 6 being the fastest at 1.3 seconds.

5 Inquiry #2: How do different types of escape tools perform at breaking tempered and laminated side window glass?

5.1 Objective

Evaluate, in a controlled environment, the ability of six vehicle escape tools to break side window glass, both tempered and laminated. Each tool was tested on three tempered and two laminated window panes. The relevant result is considered to be the number of attempts taken to break the window, but not exceeding a maximum of five (5).

5.2 Setup & Equipment



Figure 11: Setup for window-break testing. Image Source: AAA

A right-front door from a mid-size SUV was selected due to the original equipment manufacturer (OEM) option for both laminated and tempered glass. The door was mounted on a stand to hold it in a rigid, vertical position for testing. For the spring-loaded tools, no further equipment was required. An AAA researcher, protected with eyewear, gloves and a lab coat, manually pressed the tools into the glass. However, for the hammer tools, a mechanism was required to swing the tools precisely and reliably. A human operator would not be able to precisely repeat swings at the same speed, force and location. The equipment and methods used for this test procedure are outlined below.

5.2.1 Test Fixture for Hammer Tools

For the hammer tool evaluation, a pneumatically actuated test fixture was built to replicate the swing of a human arm. Using a researcher to manually swing the tools would have resulted in inconsistent forces and impact locations. The pneumatic arm allowed for accurate and repeatable test variables. The arm was pressure regulated so that the impact force could be matched to that of a vehicle escape tool in use.

A. Pneumatic Arm

A pneumatic arm was fabricated in-house to swing the hammer tools. The frame of the arm was mounted onto the test door so that the hammer would swing upward into the window. Tools were secured to the end of the arm using two bolts. The arm was controlled by a two-way solenoid valve connected by two, approximately 10 foot air tubes that allowed operators to be at a safe distance during testing. A picture of the arm on the test stand can be seen below.



Figure 12: Pneumatic arm for hammer tool testing. Image Source: AAA

B. Impact Force Determination

To calibrate the arm, it was necessary to determine a value to represent an average human swing. A load cell was mounted vertically to represent a vehicle side window, and data from the cell was collected at a rate of 5000 Hz to accurately measure the sharp impact force. A small group of AAA employees consisting of two females and two males (ages 25-40) were seated next to the load cell as if they were seated in a vehicle. They were asked to swing a hammer tool as if they were trying

to break a window during an emergency. The measured peak forces produced an average value of 217 lbs. This was used as the target force for calibration of the pneumatic arm.

Once the target force was determined, the arm mounted with too, was positioned so that it would strike the load cell as the volunteers had done. Repeated swings were made, measuring the force of each, with incremental adjustments in air pressure being made until the arm repeatedly produced a peak force of 217 lbs.



Figure 13: Load cell and hammer used for measurement of impact force. Image Source: AAA

Window Break Hammer Force (Lbs)			
User 1	User 2	User 3	User 4
269	191	190	219
Group Average:		217	lbs

Figure 14: Average measured volunteer peak impact forces. Source: AAA

5.3 Methodology

Each tool’s ability to break the window glass was evaluated utilizing two measurable parameters. The first was whether the tool cracked the glass. In this case, it had to cause cracks in the window, but the window remained intact. The second parameter was whether the tool broke the glass. In this case, the window was fractured to the point that it was no longer an obstacle.

Each tool was tested three (3) times on the tempered glass and two (2) times on the laminated glass. Because of the brittle nature of glass, successive strikes did not increase the likelihood of cracking. Therefore, each tool was given a maximum of five strikes each per test. After each test, the glass was removed and replaced for the next test. A tool was given a pass/fail distinction based on whether the tool successfully broke through the glass (parameter 2).

5.4 Results & Observations

Each tool was evaluated based on the described pass/fail criteria. A tool was considered to pass (overall) if it was successful for at least two of the three tests. A table of results for the glass-breaking tests are shown below. Note in the results that only two tests were performed for laminated windows for each tool. During testing, it became evident that the vehicle escape tools could crack, but not shatter, the laminated glass. A tool was already considered to fail overall after two failed tests, thus mitigating the need for a third test.

Escape Tool Evaluation								
			Tempered Automotive Glass			Laminated Automotive Glass ²		
Tool Type	Tool No.	Test No.	Strikes to Crack	Strikes to Break	Pass/Fail	Strikes to Crack	Strikes to Break	Pass/Fail
Hammer Type Tool	Tool No. 1	1	1	1	PASS	1	●	FAIL
		2	1	1	PASS	1	●	FAIL
		3	1	1	PASS			
	Tool No. 2	1	● ¹	● ¹	FAIL	●	●	FAIL
		2	● ¹	● ¹	FAIL	●	●	FAIL
		3	●	●	FAIL			
	Tool No. 3	1	●	●	FAIL	●	●	FAIL
		2	●	●	FAIL	●	●	FAIL
		3	●	●	FAIL			
Spring-Loaded Tool	Tool No. 4	1	3	3	PASS	1	●	FAIL
		2	1	1	PASS	1	●	FAIL
		3	1	1	PASS			
	Tool No. 5	1	3	3	PASS	1	●	FAIL
		2	1	1	PASS	1	●	FAIL
		3	1	1	PASS			
	Tool No. 6	1	1	1	PASS	1	●	FAIL
		2	5	●	FAIL	1	●	FAIL
		3	5	5	PASS			

● Indicates the glass did not crack or break after 5 impacts.

Note:¹ Escape tool broke during initial impact.

Note:² Laminated windows were only tested with two windows per tool since tools could not penetrate glass.

Figure 15: Glass-breaking results. Source: AAA

The results on tempered glass were mixed. Each of the spring-loaded tools successfully broke the glass, with the only failed attempt being one of three by tool number 6. The hammer style tools, however, were less successful. Two of the three hammer tools (numbers 2 and 3) failed all three attempts to break the tempered glass. On two of three tests, tool number 2 was damaged before completing five attempts to break the glass. Both the original and replacement tool had the metal cone tip break away from the plastic housing, rendering the tool unusable.

The results on the laminated glass were unsuccessful for all of the vehicle escape tools. Four (4) of the tools successfully cracked the laminated glass, but none of them broke through. The laminated glass was able to maintain its structural integrity after being cracked, unlike the tempered glass that, once cracked, would shatter. While these results do not differentiate any tools from the others, having all produced the same results, it highlights how laminated glass could potentially prevent an occupant from escaping a vehicle in the event of an emergency. Observe the pictures below, illustrating results from the same tool on both tempered and laminated glass. Note that five (5) strikes were made to break the laminated glass for each test.




Figure 16: Results of tool no. 4 test on tempered glass. Image Source: AAA




Figure 17: Results of tool no. 4 test on laminated glass. Image Source: AAA

To illustrate the strength of laminated glass, after testing was complete, an AAA researcher used a ball-peen hammer to attempt to break through the glass. Even after multiple strikes in the same location, the glass stayed intact such that could not be removed from the frame. This was performed for demonstration purposes only - a hammer should not be considered a replacement for a vehicle escape tool. Emergency personnel may use specialty tools, such as the one shown in Figure 19, designed to punch through and then cut laminated glass. These tools are not intended for civilian use, as they tend to be large, potentially dangerous and require specialized training.



Figure 18: Attempt to break laminated window with ball-peen hammer. Image Source: AAA



Figure 19: Examples of professional glass removal tools. Image Source: Orange County Fire and Rescue

6 Key Findings

6.1 Summary of Tool Testing

The results of the seat belt-cutting and window-breaking tests are illustrated in the figure below. Three tools (numbers 1, 4, and 6), two of which were spring-loaded type, performed comparatively well in both tests, successfully breaking the tempered glass while also recording fast times in the seat belt-cutting tests. Each of these tools is compact, an important consideration in selecting a vehicle escape

tool. A tool should have the ability to be easily stored and accessed within the vehicle for it to be effective in an emergency situation. One of the poorer performing tools (number 3) was quite large, making it not ideal for storage and difficult to maneuver during seat belt-cutting tests.

Escape Tool Evaluation										
		Tempered Automotive Glass				Laminated Automotive Glass ²			Seatbelt Cutting	
Tool Type	Tool No.	Test No.	Strikes to Crack	Strikes to Break	Pass/Fail	Strikes to Crack	Strikes to Break	Pass/Fail	Cut Time (sec)	Avg. (sec)
Hammer Type Tool	Tool No. 1	1	1	1	PASS	1	●	FAIL	2.20	1.51
		2	1	1	PASS	1	●	FAIL	1.48	
		3	1	1	PASS				0.86	
	Tool No. 2	1	● ¹	● ¹	FAIL	●	●	FAIL	2.26	2.00
		2	● ¹	● ¹	FAIL	●	●	FAIL	2.26	
		3	●	●	FAIL				1.48	
	Tool No. 3	1	●	●	FAIL	●	●	FAIL	17.56	23.06
		2	●	●	FAIL	●	●	FAIL	29.05	
		3	●	●	FAIL				22.58	
Spring-Loaded Tool	Tool No. 4	1	3	3	PASS	1	●	FAIL	2.75	2.46
		2	1	1	PASS	1	●	FAIL	1.28	
		3	1	1	PASS				3.36	
	Tool No. 5	1	3	3	PASS	1	●	FAIL	13.9	13.50
		2	1	1	PASS	1	●	FAIL	15.45	
		3	1	1	PASS				11.16	
	Tool No. 6	1	1	1	PASS	1	●	FAIL	1.85	1.32
		2	5	●	FAIL	1	●	FAIL	1.40	
		3	5	5	PASS				0.72	

● Indicates the glass did not crack or break after 5 impacts.

Note:¹ Escape tool broke during initial impact.

Note:² Laminated windows were only tested with two windows per tool since tools could not penetrate glass.

Figure 20: Summary of glass and seat belt testing. Source: AAA

6.2 Laminated Side Windows

A significant observation of this study is the noted differences between tempered and laminated glass used for side windows. It was discovered during testing that it is nearly impossible to break through laminated windows using a consumer-grade vehicle escape tool. With new safety standards, such as FMSVV 226, the use of laminated glass for side windows is becoming increasingly common. Many popular automotive brands produce a model with these types of side windows. To determine whether a vehicle has laminated glass, check the window label, typically located in the corner (see figure below). If there is no label present, contact the vehicle manufacturer to determine what type of glass is installed. Drivers should know whether their vehicle has laminated or tempered windows, because, in an emergency, a consumer-grade vehicle escape tool cannot be expected to break through laminated glass.

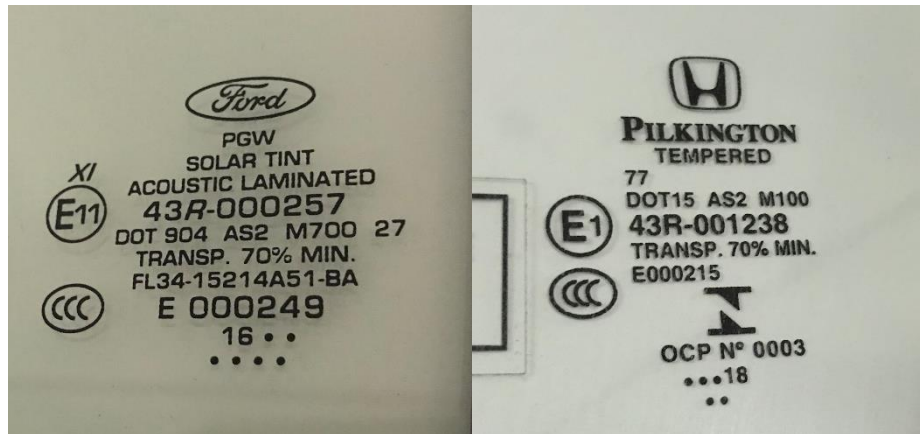


Figure 21: Examples of window labels for laminated (left) and tempered (right) glass. Image Source: AAA

7 Summary Recommendations

This testing found mixed success with the evaluated tools. Three of the six tools (two spring-loaded and one hammer) performed well in both glass-breaking and seat belt-cutting tests. This testing also has shown that consumer-grade vehicle escape tools are not capable of penetrating laminated glass. For this reason, motorists should be aware of the type of glass installed on their vehicles, tempered or laminated, for side and back windows. To do this, check for a window label, typically located in a bottom corner of the window. It should indicate whether the glass is tempered or laminated. If this information is not included in the label or there is no label at all, contact the vehicle manufacturer. Some vehicles are also equipped with different glass material at different locations in the car (i.e. front side windows could be laminated but rear side windows could be tempered). Provided in the appendix of this report is a list of vehicles sold in the U.S. equipped with laminated glass. However, the type of glass used can depend on trim level, so it is important for drivers to inspect their personal vehicle to be sure.

If a vehicle does have tempered windows, AAA recommends having an escape tool in the vehicle at all times. Drivers should choose a tool that they are comfortable using and that can be securely stored in a location in the vehicle that is accessible after a collision or accident has occurred.

Vehicle escape tools come in many varieties, but it may be best to avoid a tool with extra features such as lights or chargers since these functions do not improve the performance of the tool itself. A vehicle escape tool's sole purpose should be to aid occupants in quickly getting out of their vehicle in an emergency. It is important to note that, in the event of a submersion, a hammer tool could be much harder to swing due to drag the water will exert on the person's arm when trying to swing the tool.



Before storing an escape tool in a vehicle, drivers should check to make sure it works properly. Spring-loaded tools could potentially jam and hammer tools could break under the impact force. Drivers can test the tool on a softer surface (such as soft wood or plastic) as if it were being used on a window. The tool works if the tip makes impact with the surface, leaving a small indent in the material.

A tool should be easy to access, even after a collision; therefore motorists should consider the location of the tool and how it is stored in the vehicle. Spring-loaded tools are often designed to be used as a key chain, which allows the tool to be attached to the ignition or to a purse or backpack. Some hammer tools come with a plastic housing that can be mounted in the vehicle. Drivers can even fasten the tool to the dash or steering column with a hook-and-loop fastener so that it stays in place during a collision.

Above all, motorists should have a plan of action in the event they become trapped in their vehicle. First, it is critical to know the type of automotive glass for each window installed in the vehicle. Second, drivers should have a backup plan in case a vehicle escape tool does not work on tempered glass. It is also recommended to communicate an escape plan with passengers to eliminate confusion in the event of an emergency.



10 Bibliography

- [1] Fatality Analysis Reporting System and Crash Report Sampling System (National Highway Traffic Safety Administration), "Crash Data Analysis - Submersion/Fire/Rollover/Ejection," AAA Foundation for Traffic Safety, 2017.
- [2] Mitchell International/National Auto Glass Specifications, "Laminated Glass by Year," Mitchell International, 2019.
- [3] National Highway Traffic Safety Administration, "49 CFR Parts 571 and 585, Docket No. NHTSA-2001-0004," March 2011. [Online]. Available: https://www.nhtsa.gov/sites/nhtsa.dot.gov/files/fmvss/Ejection_mitigation_FR_Jan2011.pdf. [Accessed 15 May 2019].



11 Appendix: List of U.S. Market Vehicles Equipped with OEM Laminated Non-windshield Glass

List of Models with Laminated Non-windshield OEM Glazing							
Year Range		Make	Model & Trim		Opening	Position	Side
2014	2019	Acura	MDX		Door	FRONT	RIGHT
2014	2019	Acura	MDX		Door	FRONT	LEFT
2019	2019	Acura	RDX		Door	FRONT	RIGHT
2019	2019	Acura	RDX		Door	FRONT	LEFT
2014	2017	Acura	RLX		Door	FRONT	RIGHT
2014	2017	Acura	RLX		Door	FRONT	LEFT
2014	2017	Acura	RLX		Door	REAR	RIGHT
2014	2017	Acura	RLX		Door	REAR	LEFT
2015	2017	Acura	RLX		Door	FRONT	RIGHT
2015	2017	Acura	RLX		Door	FRONT	LEFT
2017	2019	Audi	A4		Door	FRONT	RIGHT
2017	2019	Audi	A4		Door	FRONT	LEFT
2017	2019	Audi	A4 Allroad		Door	FRONT	RIGHT
2017	2019	Audi	A4 Allroad		Door	FRONT	LEFT
2000	2004	Audi	A6	V-6 Eng	Back Window		
2000	2004	Audi	A6	V-6 Eng	Door	FRONT	RIGHT
2000	2004	Audi	A6	V-6 Eng	Door	FRONT	LEFT
2000	2004	Audi	A6	V-6 Eng	Door	REAR	RIGHT
2000	2004	Audi	A6	V-6 Eng	Door	REAR	LEFT
2000	2005	Audi	A6	V-6 Eng	Back Window		
2000	2005	Audi	A6	V-6 Eng	Door	FRONT	RIGHT
2000	2005	Audi	A6	V-6 Eng	Door	FRONT	LEFT
2000	2005	Audi	A6	V-6 Eng	Door	REAR	RIGHT
2000	2005	Audi	A6	V-6 Eng	Door	REAR	LEFT
2000	2004	Audi	A6	V-8 Eng	Back Window		
2000	2004	Audi	A6	V-8 Eng	Door	FRONT	RIGHT
2000	2004	Audi	A6	V-8 Eng	Door	FRONT	LEFT
2000	2004	Audi	A6	V-8 Eng	Door	REAR	RIGHT
2000	2004	Audi	A6	V-8 Eng	Door	REAR	LEFT
1998	1999	Audi	A6		Back Window		
1998	1999	Audi	A6		Door	FRONT	RIGHT
1998	1999	Audi	A6		Door	FRONT	LEFT
1998	1999	Audi	A6		Door	REAR	RIGHT
1998	1999	Audi	A6		Door	REAR	LEFT
1999	1999	Audi	A6		Back Window		
1999	1999	Audi	A6		Door	FRONT	RIGHT
1999	1999	Audi	A6		Door	FRONT	LEFT
1999	1999	Audi	A6		Door	REAR	RIGHT
1999	1999	Audi	A6		Door	REAR	LEFT
2012	2012	Audi	A6		Door	FRONT	RIGHT
2012	2012	Audi	A6		Door	FRONT	LEFT
2012	2012	Audi	A6		Door	REAR	RIGHT
2012	2012	Audi	A6		Door	REAR	LEFT
2012	2019	Audi	A6*		Back Window		
2012	2019	Audi	A6*		Back Window		
2012	2019	Audi	A6*		Door	FRONT	RIGHT
2012	2019	Audi	A6*		Door	FRONT	LEFT
2012	2019	Audi	A6*		Door	REAR	RIGHT
2012	2019	Audi	A6*		Door	REAR	LEFT
2012	2012	Audi	A6 Avant		Back Window		



List of Models with Laminated Non-windshield OEM Glazing							
Year Range		Make	Model & Trim	Opening	Position	Side	
2012	2012	Audi	A6 Avant	Door	FRONT	RIGHT	
2012	2012	Audi	A6 Avant	Door	FRONT	LEFT	
2012	2012	Audi	A6 Avant	Door	FRONT	RIGHT	
2012	2012	Audi	A6 Avant	Door	FRONT	LEFT	
2012	2012	Audi	A6 Avant	Door	REAR	RIGHT	
2012	2012	Audi	A6 Avant	Door	REAR	LEFT	
2012	2012	Audi	A6 Avant	Door	REAR	RIGHT	
2012	2012	Audi	A6 Avant	Door	REAR	LEFT	
2011	2019	Audi	A7	Door	FRONT	RIGHT	
2011	2019	Audi	A7	Door	FRONT	LEFT	
2011	2019	Audi	A7	Door	REAR	RIGHT	
2011	2019	Audi	A7	Door	REAR	LEFT	
1997	2003	Audi	A8	Back Window			
1997	2003	Audi	A8	Door	FRONT	RIGHT	
1997	2003	Audi	A8	Door	FRONT	LEFT	
1997	2003	Audi	A8	Door	REAR	RIGHT	
1997	2003	Audi	A8	Door	REAR	LEFT	
2005	2010	Audi	A8	Door	FRONT	RIGHT	
2005	2010	Audi	A8	Door	FRONT	LEFT	
2005	2010	Audi	A8	Door	REAR	RIGHT	
2005	2010	Audi	A8	Door	REAR	LEFT	
2011	2019	Audi	A8	Door	FRONT	RIGHT	
2011	2019	Audi	A8	Door	FRONT	LEFT	
2011	2019	Audi	A8	Door	REAR	RIGHT	
2011	2019	Audi	A8	Door	REAR	LEFT	
2000	2003	Audi	A8L	Back Window			
2000	2003	Audi	A8L	Door	FRONT	RIGHT	
2000	2003	Audi	A8L	Door	FRONT	LEFT	
2000	2003	Audi	A8L	Door	REAR	RIGHT	
2000	2003	Audi	A8L	Door	REAR	LEFT	
2004	2004	Audi	A8L	Back Window			
2004	2010	Audi	A8L	Door	FRONT	RIGHT	
2004	2010	Audi	A8L	Door	FRONT	LEFT	
2004	2010	Audi	A8L	Door	REAR	RIGHT	
2004	2010	Audi	A8L	Door	REAR	LEFT	
2011	2019	Audi	A8L	Door	FRONT	RIGHT	
2011	2019	Audi	A8L	Door	FRONT	LEFT	
2011	2019	Audi	A8L	Door	REAR	RIGHT	
2011	2019	Audi	A8L	Door	REAR	LEFT	
2001	2005	Audi	Allroad Quattro	Back Window			
2001	2005	Audi	Allroad Quattro	Door	FRONT	RIGHT	
2001	2005	Audi	Allroad Quattro	Door	FRONT	LEFT	
2001	2005	Audi	Allroad Quattro	Door	REAR	RIGHT	
2001	2005	Audi	Allroad Quattro	Door	REAR	LEFT	
2018	2019	Audi	Q5	Door	FRONT	RIGHT	
2018	2019	Audi	Q5	Door	FRONT	LEFT	
2007	2015	Audi	Q7	Door	FRONT	RIGHT	
2007	2015	Audi	Q7	Door	FRONT	LEFT	
2007	2015	Audi	Q7	Door	REAR	RIGHT	
2007	2015	Audi	Q7	Door	REAR	LEFT	
2017	2019	Audi	Q7	Door	FRONT	RIGHT	
2017	2019	Audi	Q7	Door	FRONT	LEFT	
2017	2019	Audi	Q7	Door	REAR	RIGHT	
2017	2019	Audi	Q7	Door	REAR	LEFT	
2003	2004	Audi	RS6	Back Window			



List of Models with Laminated Non-windshield OEM Glazing							
Year Range		Make	Model & Trim	Opening	Position	Side	
2003	2004	Audi	RS6	Door	FRONT	RIGHT	
2003	2004	Audi	RS6	Door	FRONT	LEFT	
2003	2004	Audi	RS6	Door	REAR	RIGHT	
2003	2004	Audi	RS6	Door	REAR	LEFT	
2014	2019	Audi	RS7	Door	FRONT	RIGHT	
2014	2019	Audi	RS7	Door	FRONT	LEFT	
2014	2019	Audi	RS7	Door	REAR	RIGHT	
2014	2019	Audi	RS7	Door	REAR	LEFT	
2017	2019	Audi	S4	Door	FRONT	RIGHT	
2017	2019	Audi	S4	Door	FRONT	LEFT	
2002	2005	Audi	S6	Back Window			
2002	2005	Audi	S6	Door	FRONT	RIGHT	
2002	2005	Audi	S6	Door	FRONT	LEFT	
2002	2005	Audi	S6	Door	REAR	RIGHT	
2002	2005	Audi	S6	Door	REAR	LEFT	
2012	2012	Audi	S6	Door	FRONT	RIGHT	
2012	2012	Audi	S6	Door	FRONT	LEFT	
2012	2012	Audi	S6	Door	REAR	RIGHT	
2012	2012	Audi	S6	Door	REAR	LEFT	
2012	2019	Audi	S6*	Back Window			
2012	2019	Audi	S6*	Back Window			
2012	2019	Audi	S6*	Door	FRONT	RIGHT	
2012	2019	Audi	S6*	Door	FRONT	LEFT	
2012	2019	Audi	S6*	Door	REAR	RIGHT	
2012	2019	Audi	S6*	Door	REAR	LEFT	
2011	2019	Audi	S7	Door	FRONT	RIGHT	
2011	2019	Audi	S7	Door	FRONT	LEFT	
2011	2019	Audi	S7	Door	REAR	RIGHT	
2011	2019	Audi	S7	Door	REAR	LEFT	
2001	2003	Audi	S8	Back Window			
2001	2003	Audi	S8	Door	FRONT	RIGHT	
2001	2003	Audi	S8	Door	FRONT	LEFT	
2001	2003	Audi	S8	Door	REAR	RIGHT	
2001	2003	Audi	S8	Door	REAR	LEFT	
2007	2009	Audi	S8	Door	FRONT	RIGHT	
2007	2009	Audi	S8	Door	FRONT	LEFT	
2007	2009	Audi	S8	Door	REAR	RIGHT	
2007	2009	Audi	S8	Door	REAR	LEFT	
2013	2018	Audi	S8	Door	FRONT	RIGHT	
2013	2018	Audi	S8	Door	FRONT	LEFT	
2013	2018	Audi	S8	Door	REAR	RIGHT	
2013	2018	Audi	S8	Door	REAR	LEFT	
2018	2019	Audi	SQ5	Door	FRONT	RIGHT	
2018	2019	Audi	SQ5	Door	FRONT	LEFT	
2004	2007	BMW	525	Back Window			
2004	2007	BMW	525	Back Window			
2004	2007	BMW	525	Door	FRONT	RIGHT	
2004	2007	BMW	525	Door	FRONT	LEFT	
2004	2007	BMW	525	Door	FRONT	RIGHT	
2004	2007	BMW	525	Door	FRONT	LEFT	
2004	2007	BMW	525	Door	REAR	RIGHT	
2004	2007	BMW	525	Door	REAR	LEFT	
2004	2007	BMW	525	Door	REAR	RIGHT	
2004	2007	BMW	525	Door	REAR	LEFT	
2004	2007	BMW	525	Door	REAR	RIGHT	
2004	2007	BMW	525	Door	REAR	LEFT	



List of Models with Laminated Non-windshield OEM Glazing							
Year Range		Make	Model & Trim	Opening	Position	Side	
2004	2007	BMW	525	Door	REAR	LEFT	
2008	2010	BMW	528	Back Window			
2008	2010	BMW	528	Back Window			
2008	2010	BMW	528	Door	FRONT	RIGHT	
2008	2010	BMW	528	Door	FRONT	LEFT	
2008	2010	BMW	528	Door	FRONT	RIGHT	
2008	2010	BMW	528	Door	FRONT	LEFT	
2008	2010	BMW	528	Door	REAR	RIGHT	
2008	2010	BMW	528	Door	REAR	LEFT	
2008	2010	BMW	528	Door	REAR	RIGHT	
2008	2010	BMW	528	Door	REAR	LEFT	
2008	2010	BMW	528	Door	REAR	RIGHT	
2008	2010	BMW	528	Door	REAR	LEFT	
2004	2007	BMW	530	Back Window			
2004	2007	BMW	530	Back Window			
2004	2007	BMW	530	Door	FRONT	RIGHT	
2004	2007	BMW	530	Door	FRONT	LEFT	
2004	2007	BMW	530	Door	FRONT	RIGHT	
2004	2007	BMW	530	Door	FRONT	LEFT	
2004	2007	BMW	530	Door	REAR	RIGHT	
2004	2007	BMW	530	Door	REAR	LEFT	
2004	2007	BMW	530	Door	REAR	RIGHT	
2004	2007	BMW	530	Door	REAR	LEFT	
2004	2007	BMW	530	Door	REAR	RIGHT	
2004	2007	BMW	530	Door	REAR	LEFT	
2006	2007	BMW	530	Back Window			
2006	2007	BMW	530	Back Window			
2006	2007	BMW	530	Door	FRONT	RIGHT	
2006	2007	BMW	530	Door	FRONT	LEFT	
2006	2007	BMW	530	Door	FRONT	RIGHT	
2006	2007	BMW	530	Door	FRONT	LEFT	
2006	2007	BMW	530	Door	REAR	RIGHT	
2006	2007	BMW	530	Door	REAR	LEFT	
2006	2007	BMW	530	Door	REAR	RIGHT	
2006	2007	BMW	530	Door	REAR	LEFT	
2006	2007	BMW	530	Door	REAR	RIGHT	
2006	2007	BMW	530	Door	REAR	LEFT	
2008	2010	BMW	535	Back Window			
2008	2010	BMW	535	Back Window			
2008	2010	BMW	535	Door	FRONT	RIGHT	
2008	2010	BMW	535	Door	FRONT	LEFT	
2008	2010	BMW	535	Door	FRONT	RIGHT	
2008	2010	BMW	535	Door	FRONT	LEFT	
2008	2010	BMW	535	Door	REAR	RIGHT	
2008	2010	BMW	535	Door	REAR	LEFT	
2008	2010	BMW	535	Door	REAR	RIGHT	
2008	2010	BMW	535	Door	REAR	LEFT	
2008	2010	BMW	535	Door	REAR	RIGHT	
2008	2010	BMW	535	Door	REAR	LEFT	
2008	2010	BMW	535	Back Window			
2008	2010	BMW	535	Back Window			
2008	2010	BMW	535	Door	FRONT	RIGHT	
2008	2010	BMW	535	Door	FRONT	LEFT	
2008	2010	BMW	535	Door	FRONT	RIGHT	
2008	2010	BMW	535	Door	FRONT	LEFT	



List of Models with Laminated Non-windshield OEM Glazing							
Year Range		Make	Model & Trim	Opening	Position	Side	
2008	2010	BMW	535	Door	REAR	RIGHT	
2008	2010	BMW	535	Door	REAR	LEFT	
2008	2010	BMW	535	Door	REAR	RIGHT	
2008	2010	BMW	535	Door	REAR	LEFT	
2008	2010	BMW	535	Door	REAR	RIGHT	
2008	2010	BMW	535	Door	REAR	LEFT	
2004	2005	BMW	545	Back Window			
2004	2005	BMW	545	Back Window			
2004	2005	BMW	545	Door	FRONT	RIGHT	
2004	2005	BMW	545	Door	FRONT	LEFT	
2004	2005	BMW	545	Door	FRONT	RIGHT	
2004	2005	BMW	545	Door	FRONT	LEFT	
2004	2005	BMW	545	Door	REAR	RIGHT	
2004	2005	BMW	545	Door	REAR	LEFT	
2004	2005	BMW	545	Door	REAR	RIGHT	
2004	2005	BMW	545	Door	REAR	LEFT	
2004	2005	BMW	545	Door	REAR	RIGHT	
2004	2005	BMW	545	Door	REAR	LEFT	
2006	2010	BMW	550	Back Window			
2006	2010	BMW	550	Back Window			
2006	2010	BMW	550	Door	FRONT	RIGHT	
2006	2010	BMW	550	Door	FRONT	LEFT	
2006	2010	BMW	550	Door	FRONT	RIGHT	
2006	2010	BMW	550	Door	FRONT	LEFT	
2006	2010	BMW	550	Door	REAR	RIGHT	
2006	2010	BMW	550	Door	REAR	LEFT	
2006	2010	BMW	550	Door	REAR	RIGHT	
2006	2010	BMW	550	Door	REAR	LEFT	
2006	2010	BMW	550	Door	REAR	RIGHT	
2006	2010	BMW	550	Door	REAR	LEFT	
2012	2017	BMW	640	Back Window			
2013	2017	BMW	640 Gran Coupe	Back Window			
2012	2017	BMW	650	Back Window			
2013	2017	BMW	650 Gran Coupe	Back Window			
1989	1994	BMW	735	Back Window			
2011	2015	BMW	740	Back Window			
2011	2015	BMW	740	Li	Door	FRONT	RIGHT
2011	2015	BMW	740	Li	Door	FRONT	LEFT
2011	2015	BMW	740	Li	Door	REAR	RIGHT
2011	2015	BMW	740	Li	Door	REAR	LEFT
1993	1994	BMW	740	Back Window			
2011	2015	BMW	740	Back Window			
2011	2015	BMW	740	Door	FRONT	RIGHT	
2011	2015	BMW	740	Door	FRONT	LEFT	
2011	2015	BMW	740	Door	REAR	RIGHT	
2011	2015	BMW	740	Door	REAR	LEFT	
2016	2019	BMW	740*	Back Window			
2016	2019	BMW	740*	Back Window			
2016	2019	BMW	740*	Door	FRONT	RIGHT	
2016	2019	BMW	740*	Door	FRONT	LEFT	
2016	2019	BMW	740*	Door	REAR	RIGHT	
2016	2019	BMW	740*	Door	REAR	LEFT	
2016	2019	BMW	740*	Door	REAR	RIGHT	
2016	2019	BMW	740*	Door	REAR	LEFT	
2016	2019	BMW	740*	Door	REAR	RIGHT	



List of Models with Laminated Non-windshield OEM Glazing							
Year Range		Make	Model & Trim		Opening	Position	Side
2016	2019	BMW	740*		Door	REAR	LEFT
2002	2005	BMW	745	Li	Back Window		
2002	2005	BMW	745	Li	Door	FRONT	RIGHT
2002	2005	BMW	745	Li	Door	FRONT	LEFT
2002	2005	BMW	745	Li	Door	REAR	RIGHT
2002	2005	BMW	745	Li	Door	REAR	LEFT
2002	2005	BMW	745		Back Window		
2002	2005	BMW	745		Door	FRONT	RIGHT
2002	2005	BMW	745		Door	FRONT	LEFT
2002	2005	BMW	745		Door	REAR	RIGHT
2002	2005	BMW	745		Door	REAR	LEFT
2006	2008	BMW	750	Li	Back Window		
2006	2008	BMW	750	Li	Door	FRONT	RIGHT
2006	2008	BMW	750	Li	Door	FRONT	LEFT
2006	2008	BMW	750	Li	Door	REAR	RIGHT
2006	2008	BMW	750	Li	Door	REAR	LEFT
2009	2015	BMW	750	Li	Back Window		
2009	2015	BMW	750	Li	Door	FRONT	RIGHT
2009	2015	BMW	750	Li	Door	FRONT	LEFT
2009	2015	BMW	750	Li	Door	REAR	RIGHT
2009	2015	BMW	750	Li	Door	REAR	LEFT
1989	1994	BMW	750		Back Window		
2006	2008	BMW	750		Back Window		
2006	2008	BMW	750		Door	FRONT	RIGHT
2006	2008	BMW	750		Door	FRONT	LEFT
2006	2008	BMW	750		Door	REAR	RIGHT
2006	2008	BMW	750		Door	REAR	LEFT
2009	2015	BMW	750		Back Window		
2009	2015	BMW	750		Door	FRONT	RIGHT
2009	2015	BMW	750		Door	FRONT	LEFT
2009	2015	BMW	750		Door	REAR	RIGHT
2009	2015	BMW	750		Door	REAR	LEFT
2016	2019	BMW	750*		Back Window		
2016	2019	BMW	750*		Back Window		
2016	2019	BMW	750*		Door	FRONT	RIGHT
2016	2019	BMW	750*		Door	FRONT	LEFT
2016	2019	BMW	750*		Door	REAR	RIGHT
2016	2019	BMW	750*		Door	REAR	LEFT
2016	2019	BMW	750*		Door	REAR	RIGHT
2016	2019	BMW	750*		Door	REAR	LEFT
2016	2019	BMW	750*		Door	REAR	RIGHT
2016	2019	BMW	750*		Door	REAR	LEFT
2003	2008	BMW	760	Li	Back Window		
2003	2008	BMW	760	Li	Door	FRONT	RIGHT
2003	2008	BMW	760	Li	Door	FRONT	LEFT
2003	2008	BMW	760	Li	Door	REAR	RIGHT
2003	2008	BMW	760	Li	Door	REAR	LEFT
2010	2015	BMW	760	Li	Back Window		
2010	2015	BMW	760	Li	Door	FRONT	RIGHT
2010	2015	BMW	760	Li	Door	FRONT	LEFT
2010	2015	BMW	760	Li	Door	REAR	RIGHT
2010	2015	BMW	760	Li	Door	REAR	LEFT
2004	2006	BMW	760		Back Window		
2004	2006	BMW	760		Door	FRONT	RIGHT
2004	2006	BMW	760		Door	FRONT	LEFT



List of Models with Laminated Non-windshield OEM Glazing							
Year Range		Make	Model & Trim	Opening	Position	Side	
2004	2006	BMW	760	Door	REAR	RIGHT	
2004	2006	BMW	760	Door	REAR	LEFT	
2015	2017	BMW	Alpina B6 Gran Coupe	Back Window			
2008	2008	BMW	Alpina B7	Back Window			
2008	2008	BMW	Alpina B7	Door	FRONT	RIGHT	
2008	2008	BMW	Alpina B7	Door	FRONT	LEFT	
2008	2008	BMW	Alpina B7	Door	REAR	RIGHT	
2008	2008	BMW	Alpina B7	Door	REAR	LEFT	
2011	2015	BMW	Alpina B7	Back Window			
2011	2015	BMW	Alpina B7	Door	FRONT	RIGHT	
2011	2015	BMW	Alpina B7	Door	FRONT	LEFT	
2011	2015	BMW	Alpina B7	Door	REAR	RIGHT	
2011	2015	BMW	Alpina B7	Door	REAR	LEFT	
2005	2010	BMW	M5	Back Window			
2005	2010	BMW	M5	Back Window			
2005	2010	BMW	M5	Door	FRONT	RIGHT	
2005	2010	BMW	M5	Door	FRONT	LEFT	
2005	2010	BMW	M5	Door	FRONT	RIGHT	
2005	2010	BMW	M5	Door	FRONT	LEFT	
2005	2010	BMW	M5	Door	REAR	RIGHT	
2005	2010	BMW	M5	Door	REAR	LEFT	
2005	2010	BMW	M5	Door	REAR	RIGHT	
2005	2010	BMW	M5	Door	REAR	LEFT	
2005	2010	BMW	M5	Door	REAR	RIGHT	
2005	2010	BMW	M5	Door	REAR	LEFT	
2005	2010	BMW	M5	Door	REAR	RIGHT	
2005	2010	BMW	M5	Door	REAR	LEFT	
2013	2017	BMW	M6	Back Window			
2014	2017	BMW	M6 Gran Coupe	Back Window			
2018	2019	BMW	X3	Door	FRONT	RIGHT	
2018	2019	BMW	X3	Door	FRONT	LEFT	
2019	2019	BMW	X4	Door	FRONT	RIGHT	
2019	2019	BMW	X4	Door	FRONT	LEFT	
2019	2019	BMW	X5	Door	FRONT	RIGHT	
2019	2019	BMW	X5	Door	FRONT	LEFT	
2019	2019	BMW	X5	Door	REAR	RIGHT	
2019	2019	BMW	X5	Door	REAR	LEFT	
2008	2017	Buick	Enclave	Door	FRONT	RIGHT	
2008	2017	Buick	Enclave	Door	FRONT	LEFT	
2018	2019	Buick	Enclave	Door	FRONT	RIGHT	
2018	2019	Buick	Enclave	Door	FRONT	LEFT	
2016	2019	Buick	Envision	Door	FRONT	RIGHT	
2016	2019	Buick	Envision	Door	FRONT	LEFT	
2005	2009	Buick	LaCrosse	Door	FRONT	RIGHT	
2005	2009	Buick	LaCrosse	Door	FRONT	LEFT	
2010	2016	Buick	LaCrosse	Door	FRONT	RIGHT	
2010	2016	Buick	LaCrosse	Door	FRONT	LEFT	
2017	2019	Buick	LaCrosse	Door	FRONT	RIGHT	
2017	2019	Buick	LaCrosse	Door	FRONT	LEFT	
2006	2011	Buick	Lucerne	Door	FRONT	RIGHT	
2006	2011	Buick	Lucerne	Door	FRONT	LEFT	
2006	2011	Buick	Lucerne	Door	REAR	RIGHT	
2006	2011	Buick	Lucerne	Door	REAR	LEFT	
2004	2007	Buick	Rainier	Door	FRONT	RIGHT	
2004	2007	Buick	Rainier	Door	FRONT	LEFT	
2018	2019	Buick	Regal	Door	FRONT	RIGHT	
2018	2019	Buick	Regal	Door	FRONT	LEFT	



List of Models with Laminated Non-windshield OEM Glazing							
Year Range		Make	Model & Trim		Opening	Position	Side
2018	2019	Buick	Regal		Door	FRONT	RIGHT
2018	2019	Buick	Regal		Door	FRONT	LEFT
2006	2007	Buick	Rendezvous		Door	FRONT	RIGHT
2006	2007	Buick	Rendezvous		Door	FRONT	LEFT
2012	2017	Buick	Verano		Door	FRONT	RIGHT
2012	2017	Buick	Verano		Door	FRONT	LEFT
2012	2017	Buick	Verano		Door	FRONT	RIGHT
2012	2017	Buick	Verano		Door	FRONT	LEFT
2013	2018	Cadillac	ATS		Door	FRONT	RIGHT
2013	2018	Cadillac	ATS		Door	FRONT	LEFT
2016	2018	Cadillac	ATS-V		Door	FRONT	RIGHT
2016	2018	Cadillac	ATS-V		Door	FRONT	LEFT
2016	2019	Cadillac	CT6		Door	FRONT	RIGHT
2016	2019	Cadillac	CT6		Door	FRONT	LEFT
2016	2019	Cadillac	CT6		Door	REAR	RIGHT
2016	2019	Cadillac	CT6		Door	REAR	LEFT
2014	2019	Cadillac	CTS		Door	FRONT	RIGHT
2014	2019	Cadillac	CTS		Door	FRONT	LEFT
2014	2019	Cadillac	CTS		Door	REAR	RIGHT
2014	2019	Cadillac	CTS		Door	REAR	LEFT
2014	2019	Cadillac	CTS		Door	FRONT	RIGHT
2014	2019	Cadillac	CTS		Door	FRONT	LEFT
2014	2019	Cadillac	CTS		Door	REAR	RIGHT
2014	2019	Cadillac	CTS		Door	REAR	LEFT
2016	2019	Cadillac	CTS-V		Door	FRONT	RIGHT
2016	2019	Cadillac	CTS-V		Door	FRONT	LEFT
2016	2019	Cadillac	CTS-V		Door	REAR	RIGHT
2016	2019	Cadillac	CTS-V		Door	REAR	LEFT
2000	2000	Cadillac	Deville		Door	FRONT	RIGHT
2000	2000	Cadillac	Deville		Door	FRONT	LEFT
2000	2000	Cadillac	Deville		Door	REAR	RIGHT
2000	2000	Cadillac	Deville		Door	REAR	LEFT
2006	2010	Cadillac	DTS		Door	REAR	RIGHT
2006	2010	Cadillac	DTS		Door	REAR	LEFT
2006	2011	Cadillac	DTS		Door	FRONT	RIGHT
2006	2011	Cadillac	DTS		Door	FRONT	LEFT
2011	2014	Cadillac	Escalade	Hybrid	Door	FRONT	RIGHT
2011	2014	Cadillac	Escalade	Hybrid	Door	FRONT	LEFT
2002	2006	Cadillac	Escalade		Door	FRONT	RIGHT
2002	2006	Cadillac	Escalade		Door	FRONT	LEFT
2002	2006	Cadillac	Escalade		Door	REAR	RIGHT
2002	2006	Cadillac	Escalade		Door	REAR	LEFT
2015	2019	Cadillac	Escalade		Door	FRONT	RIGHT
2015	2019	Cadillac	Escalade		Door	FRONT	LEFT
2011	2014	Cadillac	Escalade ESV		Door	FRONT	RIGHT
2011	2014	Cadillac	Escalade ESV		Door	FRONT	LEFT
2015	2019	Cadillac	Escalade ESV		Door	FRONT	RIGHT
2015	2019	Cadillac	Escalade ESV		Door	FRONT	LEFT
2011	2014	Cadillac	Escalade EXT		Door	FRONT	RIGHT
2011	2014	Cadillac	Escalade EXT		Door	FRONT	LEFT
2010	2016	Cadillac	SRX		Door	FRONT	RIGHT
2010	2016	Cadillac	SRX		Door	FRONT	LEFT
2005	2011	Cadillac	STS		Door	FRONT	RIGHT
2005	2011	Cadillac	STS		Door	FRONT	LEFT
2019	2019	Cadillac	XT4		Door	FRONT	RIGHT



List of Models with Laminated Non-windshield OEM Glazing							
Year Range		Make	Model & Trim	Opening	Position	Side	
2019	2019	Cadillac	XT4	Door	FRONT	LEFT	
2017	2019	Cadillac	XT5	Door	FRONT	RIGHT	
2017	2019	Cadillac	XT5	Door	FRONT	LEFT	
2013	2019	Cadillac	XTS	Door	FRONT	RIGHT	
2013	2019	Cadillac	XTS	Door	FRONT	LEFT	
1981	1985	Chevrolet	Blazer	Back Window			
2010	2017	Chevrolet	Equinox	Door	FRONT	RIGHT	
2010	2017	Chevrolet	Equinox	Door	FRONT	LEFT	
2007	2019	Chevrolet	Express	Door	REAR	RIGHT	
2007	2019	Chevrolet	Express	Door	REAR	RIGHT	
1970	1992	Chevrolet	G Series Van	Back Window		LEFT	
1970	1992	Chevrolet	G Series Van	Back Window		RIGHT	
1970	1992	Chevrolet	G Series Van	Door		RIGHT	
1970	1992	Chevrolet	G Series Van	Door	REAR	RIGHT	
1970	1992	Chevrolet	G Series Van	Side		LEFT	
1970	1992	Chevrolet	G Series Van	Side	REAR	LEFT	
1980	1984	Chevrolet	G Series Van	Back Window		LEFT	
1980	1984	Chevrolet	G Series Van	Back Window		RIGHT	
1980	1984	Chevrolet	G Series Van	Door	FRONT	RIGHT	
1980	1984	Chevrolet	G Series Van	Door	MIDDLE	RIGHT	
1980	1984	Chevrolet	G Series Van	Door	REAR	RIGHT	
1980	1984	Chevrolet	G Series Van	Side	FRONT	LEFT	
1980	1984	Chevrolet	G Series Van	Side	MIDDLE	LEFT	
1980	1984	Chevrolet	G Series Van	Side	REAR	LEFT	
1980	1984	Chevrolet	G Series Van	Door	FRONT	RIGHT	
1980	1984	Chevrolet	G Series Van	Door	MIDDLE	RIGHT	
1980	1984	Chevrolet	G Series Van	Door	REAR	RIGHT	
1980	1984	Chevrolet	G Series Van	Side	FRONT	LEFT	
1980	1984	Chevrolet	G Series Van	Side	MIDDLE	LEFT	
1980	1984	Chevrolet	G Series Van	Side	REAR	LEFT	
1984	1984	Chevrolet	G Series Van	Door	FRONT	RIGHT	
1984	1984	Chevrolet	G Series Van	Door	REAR	RIGHT	
1990	1992	Chevrolet	G Series Van	Back Window		LEFT	
1990	1992	Chevrolet	G Series Van	Back Window		RIGHT	
1990	1992	Chevrolet	G Series Van	Door		RIGHT	
1990	1992	Chevrolet	G Series Van	Door	REAR	RIGHT	
1990	1992	Chevrolet	G Series Van	Side		LEFT	
1990	1992	Chevrolet	G Series Van	Side	REAR	LEFT	
2000	2005	Chevrolet	Impala	Door	FRONT	RIGHT	
2000	2005	Chevrolet	Impala	Door	FRONT	LEFT	
2000	2005	Chevrolet	Impala	Door	REAR	RIGHT	
2000	2005	Chevrolet	Impala	Door	REAR	LEFT	
2014	2019	Chevrolet	Impala	Door	FRONT	RIGHT	
2014	2019	Chevrolet	Impala	Door	FRONT	LEFT	
2016	2016	Chevrolet	Malibu	Door	FRONT	RIGHT	
2016	2016	Chevrolet	Malibu	Door	FRONT	LEFT	
2016	2016	Chevrolet	Malibu	Door	FRONT	RIGHT	
2016	2016	Chevrolet	Malibu	Door	FRONT	LEFT	
2008	2012	Chevrolet	Malibu	Door	FRONT	RIGHT	
2008	2012	Chevrolet	Malibu	Door	FRONT	LEFT	
2013	2015	Chevrolet	Malibu	Door	FRONT	RIGHT	
2013	2015	Chevrolet	Malibu	Door	FRONT	LEFT	
2013	2015	Chevrolet	Malibu	Door	FRONT	RIGHT	
2013	2015	Chevrolet	Malibu	Door	FRONT	LEFT	
2016	2019	Chevrolet	Malibu	Door	FRONT	RIGHT	



List of Models with Laminated Non-windshield OEM Glazing							
Year Range		Make	Model & Trim		Opening	Position	Side
2016	2019	Chevrolet	Malibu		Door	FRONT	LEFT
1981	1986	Chevrolet	Pickup	C20	Door	REAR	RIGHT
1981	1986	Chevrolet	Pickup	C20	Door	REAR	LEFT
1981	1986	Chevrolet	Pickup	C30	Door	REAR	RIGHT
1981	1986	Chevrolet	Pickup	C30	Door	REAR	LEFT
1981	1986	Chevrolet	Pickup	K30	Door	REAR	RIGHT
1981	1986	Chevrolet	Pickup	K30	Door	REAR	LEFT
1987	1988	Chevrolet	Pickup	R20	Door	REAR	RIGHT
1987	1988	Chevrolet	Pickup	R20	Door	REAR	LEFT
1989	1989	Chevrolet	Pickup	R2500	Door	REAR	RIGHT
1989	1989	Chevrolet	Pickup	R2500	Door	REAR	LEFT
1987	1988	Chevrolet	Pickup	R30	Door	REAR	RIGHT
1987	1988	Chevrolet	Pickup	R30	Door	REAR	LEFT
1989	1991	Chevrolet	Pickup	R3500	Door	REAR	RIGHT
1989	1991	Chevrolet	Pickup	R3500	Door	REAR	LEFT
1987	1988	Chevrolet	Pickup	V30	Door	REAR	RIGHT
1987	1988	Chevrolet	Pickup	V30	Door	REAR	LEFT
1989	1991	Chevrolet	Pickup	V3500	Door	REAR	RIGHT
1989	1991	Chevrolet	Pickup	V3500	Door	REAR	LEFT
1981	1985	Chevrolet	Suburban		Back Window		
1981	1991	Chevrolet	Suburban		Back Window		RIGHT
1981	1991	Chevrolet	Suburban		Back Window		LEFT
1981	1991	Chevrolet	Suburban		Door	REAR	RIGHT
1981	1991	Chevrolet	Suburban		Door	REAR	LEFT
1982	1985	Chevrolet	Suburban		Back Window		
2015	2019	Chevrolet	Suburban		Door	FRONT	RIGHT
2015	2019	Chevrolet	Suburban		Door	FRONT	LEFT
2002	2006	Chevrolet	Tahoe	LS	Door	FRONT	RIGHT
2002	2006	Chevrolet	Tahoe	LS	Door	FRONT	LEFT
2002	2006	Chevrolet	Tahoe	LS	Door	REAR	RIGHT
2002	2006	Chevrolet	Tahoe	LS	Door	REAR	LEFT
2002	2006	Chevrolet	Tahoe	LT	Door	FRONT	RIGHT
2002	2006	Chevrolet	Tahoe	LT	Door	FRONT	LEFT
2002	2006	Chevrolet	Tahoe	LT	Door	REAR	RIGHT
2002	2006	Chevrolet	Tahoe	LT	Door	REAR	LEFT
2002	2006	Chevrolet	Tahoe	Z71	Door	FRONT	RIGHT
2002	2006	Chevrolet	Tahoe	Z71	Door	FRONT	LEFT
2002	2006	Chevrolet	Tahoe	Z71	Door	REAR	RIGHT
2002	2006	Chevrolet	Tahoe	Z71	Door	REAR	LEFT
2015	2019	Chevrolet	Tahoe		Door	FRONT	RIGHT
2015	2019	Chevrolet	Tahoe		Door	FRONT	LEFT
2006	2009	Chevrolet	TrailBlazer	SS	Door	FRONT	RIGHT
2006	2009	Chevrolet	TrailBlazer	SS	Door	FRONT	LEFT
2011	2014	Chrysler	200		Door	FRONT	RIGHT
2011	2014	Chrysler	200		Door	FRONT	LEFT
2015	2018	Chrysler	200		Door	FRONT	RIGHT
2015	2018	Chrysler	200		Door	FRONT	LEFT
2015	2018	Chrysler	200		Door	FRONT	RIGHT
2015	2018	Chrysler	200		Door	FRONT	LEFT
2011	2019	Chrysler	300		Door	FRONT	RIGHT
2011	2019	Chrysler	300		Door	FRONT	LEFT
2011	2019	Chrysler	300		Door	FRONT	RIGHT
2011	2019	Chrysler	300		Door	FRONT	LEFT
2007	2009	Chrysler	Aspen		Door	FRONT	RIGHT
2007	2009	Chrysler	Aspen		Door	FRONT	LEFT



List of Models with Laminated Non-windshield OEM Glazing							
Year Range		Make	Model & Trim		Opening	Position	Side
2007	2009	Chrysler	Aspen		Door	REAR	RIGHT
2007	2009	Chrysler	Aspen		Door	REAR	LEFT
2017	2019	Chrysler	Pacifica	Hybrid	Door	FRONT	RIGHT
2017	2019	Chrysler	Pacifica	Hybrid	Door	FRONT	LEFT
2004	2008	Chrysler	Pacifica		Door	FRONT	RIGHT
2004	2008	Chrysler	Pacifica		Door	FRONT	LEFT
2004	2008	Chrysler	Pacifica		Door	REAR	RIGHT
2004	2008	Chrysler	Pacifica		Door	REAR	LEFT
2017	2019	Chrysler	Pacifica		Door	FRONT	RIGHT
2017	2019	Chrysler	Pacifica		Door	FRONT	LEFT
2011	2014	Dodge	Avenger		Door	FRONT	RIGHT
2011	2014	Dodge	Avenger		Door	FRONT	LEFT
2011	2019	Dodge	Charger		Door	FRONT	RIGHT
2011	2019	Dodge	Charger		Door	FRONT	LEFT
2011	2019	Dodge	Charger		Door	FRONT	RIGHT
2011	2019	Dodge	Charger		Door	FRONT	LEFT
2004	2009	Dodge	Durango		Door	FRONT	RIGHT
2004	2009	Dodge	Durango		Door	FRONT	LEFT
2007	2009	Dodge	Durango		Door	REAR	RIGHT
2007	2009	Dodge	Durango		Door	REAR	LEFT
2011	2019	Dodge	Durango		Door	FRONT	RIGHT
2011	2019	Dodge	Durango		Door	FRONT	LEFT
2006	2007	Dodge	Pickup	1500	Door	FRONT	RIGHT
2006	2007	Dodge	Pickup	1500	Door	FRONT	LEFT
2006	2007	Dodge	Pickup	1500	Door	FRONT	RIGHT
2006	2007	Dodge	Pickup	1500	Door	FRONT	LEFT
2006	2007	Dodge	Pickup	1500	Door	REAR	RIGHT
2006	2007	Dodge	Pickup	1500	Door	REAR	LEFT
2006	2007	Dodge	Pickup	2500	Door	FRONT	RIGHT
2006	2007	Dodge	Pickup	2500	Door	FRONT	LEFT
2006	2007	Dodge	Pickup	2500	Door	FRONT	RIGHT
2006	2007	Dodge	Pickup	2500	Door	FRONT	LEFT
2006	2007	Dodge	Pickup	2500	Door	REAR	RIGHT
2006	2007	Dodge	Pickup	2500	Door	REAR	LEFT
2006	2007	Dodge	Pickup	2500	Door	FRONT	RIGHT
2006	2007	Dodge	Pickup	2500	Door	FRONT	LEFT
2006	2007	Dodge	Pickup	3500	Door	FRONT	RIGHT
2006	2007	Dodge	Pickup	3500	Door	FRONT	LEFT
2006	2007	Dodge	Pickup	3500	Door	FRONT	RIGHT
2006	2007	Dodge	Pickup	3500	Door	FRONT	LEFT
2006	2007	Dodge	Pickup	3500	Door	REAR	RIGHT
2006	2007	Dodge	Pickup	3500	Door	REAR	LEFT
2006	2007	Dodge	Pickup	4500	Door	FRONT	RIGHT
2006	2007	Dodge	Pickup	4500	Door	FRONT	LEFT
2006	2007	Dodge	Pickup	4500	Door	REAR	RIGHT
2006	2007	Dodge	Pickup	4500	Door	REAR	LEFT
2006	2007	Dodge	Pickup	5500	Door	FRONT	RIGHT
2006	2007	Dodge	Pickup	5500	Door	FRONT	LEFT
2006	2007	Dodge	Pickup	5500	Door	REAR	RIGHT
2006	2007	Dodge	Pickup	5500	Door	REAR	LEFT
2003	2011	Ford	Crown Victoria		Door	FRONT	RIGHT
2003	2011	Ford	Crown Victoria		Door	FRONT	LEFT
2003	2011	Ford	Crown Victoria		Door	REAR	RIGHT
2003	2011	Ford	Crown Victoria		Door	REAR	LEFT
1968	1974	Ford	Econoline		Door	FRONT	RIGHT
1968	1974	Ford	Econoline		Door	FRONT	LEFT
1975	1983	Ford	Econoline		Back Window		LEFT



List of Models with Laminated Non-windshield OEM Glazing							
Year Range		Make	Model & Trim		Opening	Position	Side
1975	1983	Ford	Econoline		Back Window		RIGHT
1975	1983	Ford	Econoline		Door	FRONT	RIGHT
1975	1991	Ford	Econoline		Door	FRONT	RIGHT
1975	1991	Ford	Econoline		Door	FRONT	LEFT
1975	1991	Ford	Econoline		Door	FRONT	RIGHT
1975	1991	Ford	Econoline		Door	FRONT	RIGHT
1975	1991	Ford	Econoline		Door	FRONT	LEFT
1975	1991	Ford	Econoline		Door	FRONT	RIGHT
2011	2014	Ford	Edge		Door	FRONT	RIGHT
2011	2014	Ford	Edge		Door	FRONT	LEFT
2011	2014	Ford	Edge		Door	FRONT	RIGHT
2011	2014	Ford	Edge		Door	FRONT	LEFT
2015	2019	Ford	Edge		Door	FRONT	RIGHT
2015	2019	Ford	Edge		Door	FRONT	LEFT
2015	2019	Ford	Edge		Door	FRONT	RIGHT
2015	2019	Ford	Edge		Door	FRONT	LEFT
2015	2019	Ford	Edge		Roof	FRONT	
2015	2019	Ford	Edge		Roof	REAR	
2015	2019	Ford	Escape		Door	FRONT	RIGHT
2015	2019	Ford	Escape		Door	FRONT	LEFT
2020	2020	Ford	Escape		Door	FRONT	RIGHT
2020	2020	Ford	Escape		Door	FRONT	LEFT
2015	2017	Ford	Expedition	EL	Door	FRONT	RIGHT
2015	2017	Ford	Expedition	EL	Door	FRONT	LEFT
2015	2017	Ford	Expedition	MAX	Door	FRONT	RIGHT
2015	2017	Ford	Expedition	MAX	Door	FRONT	LEFT
2018	2019	Ford	Expedition	MAX	Door	FRONT	RIGHT
2018	2019	Ford	Expedition	MAX	Door	FRONT	LEFT
2018	2019	Ford	Expedition	MAX	Door	REAR	RIGHT
2018	2019	Ford	Expedition	MAX	Door	REAR	LEFT
2015	2017	Ford	Expedition		Door	FRONT	RIGHT
2015	2017	Ford	Expedition		Door	FRONT	LEFT
2018	2019	Ford	Expedition		Door	FRONT	RIGHT
2018	2019	Ford	Expedition		Door	FRONT	LEFT
2018	2019	Ford	Expedition		Door	REAR	RIGHT
2018	2019	Ford	Expedition		Door	REAR	LEFT
2011	2019	Ford	Explorer		Door	FRONT	RIGHT
2011	2019	Ford	Explorer		Door	FRONT	LEFT
2018	2019	Ford	Explorer		Door	FRONT	RIGHT
2018	2019	Ford	Explorer		Door	FRONT	LEFT
2020	2020	Ford	Explorer		Door	FRONT	RIGHT
2020	2020	Ford	Explorer		Door	FRONT	LEFT
2001	2003	Ford	F Series	F150	Door	FRONT	RIGHT
2001	2003	Ford	F Series	F150	Door	FRONT	LEFT
2015	2019	Ford	F Series	F150	Door	FRONT	RIGHT
2015	2019	Ford	F Series	F150	Door	FRONT	LEFT
2015	2019	Ford	F Series	F150	Door	FRONT	RIGHT
2015	2019	Ford	F Series	F150	Door	FRONT	LEFT
2015	2019	Ford	F Series	F150	Roof		
2015	2019	Ford	F Series	F150	Door	FRONT	RIGHT
2015	2019	Ford	F Series	F150	Door	FRONT	LEFT
2015	2019	Ford	F Series	F150	Door	FRONT	RIGHT
2015	2019	Ford	F Series	F150	Door	FRONT	LEFT
2015	2019	Ford	F Series	F150	Door	FRONT	RIGHT
2015	2019	Ford	F Series	F150	Door	FRONT	LEFT
2015	2019	Ford	F Series	F150	Door	FRONT	RIGHT
2015	2019	Ford	F Series	F150	Door	FRONT	LEFT



List of Models with Laminated Non-windshield OEM Glazing							
Year Range		Make	Model & Trim		Opening	Position	Side
2015	2019	Ford	F Series	F150	Door	FRONT	RIGHT
2015	2019	Ford	F Series	F150	Door	FRONT	LEFT
2015	2019	Ford	F Series	F150	Roof	FRONT	
2015	2019	Ford	F Series	F150	Roof	REAR	
2017	2019	Ford	F Series	F150	Roof	REAR	
2018	2019	Ford	F Series	F150	Roof	REAR	
2018	2019	Ford	F Series	F150	Roof	REAR	
2015	2019	Ford	F Series	F250	Roof	FRONT	
2015	2019	Ford	F Series	F250	Roof	REAR	
2017	2019	Ford	F Series	F250	Door	FRONT	RIGHT
2017	2019	Ford	F Series	F250	Door	FRONT	LEFT
2017	2019	Ford	F Series	F250	Roof		
2017	2019	Ford	F Series	F250	Door	FRONT	RIGHT
2017	2019	Ford	F Series	F250	Door	FRONT	LEFT
2017	2019	Ford	F Series	F250	Door	FRONT	RIGHT
2017	2019	Ford	F Series	F250	Door	FRONT	LEFT
2015	2016	Ford	F Series	F350	Roof	REAR	
2015	2019	Ford	F Series	F350	Roof	FRONT	
2017	2019	Ford	F Series	F350	Door	FRONT	RIGHT
2017	2019	Ford	F Series	F350	Door	FRONT	LEFT
2017	2019	Ford	F Series	F350	Roof		
2017	2019	Ford	F Series	F350	Door	FRONT	RIGHT
2017	2019	Ford	F Series	F350	Door	FRONT	LEFT
2017	2019	Ford	F Series	F350	Door	FRONT	RIGHT
2017	2019	Ford	F Series	F350	Door	FRONT	LEFT
2017	2019	Ford	F Series	F350	Door	FRONT	RIGHT
2017	2019	Ford	F Series	F350	Roof	REAR	
2015	2016	Ford	F Series	F450	Roof	REAR	
2015	2019	Ford	F Series	F450	Roof	FRONT	
2017	2019	Ford	F Series	F450	Door	FRONT	RIGHT
2017	2019	Ford	F Series	F450	Door	FRONT	LEFT
2017	2019	Ford	F Series	F450	Roof		
2017	2019	Ford	F Series	F450	Door	FRONT	RIGHT
2017	2019	Ford	F Series	F450	Door	FRONT	LEFT
2017	2019	Ford	F Series	F450	Door	FRONT	RIGHT
2017	2019	Ford	F Series	F450	Door	FRONT	LEFT
2017	2019	Ford	F Series	F450	Roof	REAR	
2015	2016	Ford	F Series	F550	Roof	REAR	
2015	2019	Ford	F Series	F550	Roof	FRONT	
2017	2019	Ford	F Series	F550	Door	FRONT	RIGHT
2017	2019	Ford	F Series	F550	Door	FRONT	LEFT
2017	2019	Ford	F Series	F550	Roof		
2017	2019	Ford	F Series	F550	Door	FRONT	RIGHT
2017	2019	Ford	F Series	F550	Door	FRONT	LEFT
2017	2019	Ford	F Series	F550	Door	FRONT	RIGHT
2017	2019	Ford	F Series	F550	Door	FRONT	LEFT
2017	2019	Ford	F Series	F550	Roof	REAR	
2015	2019	Ford	F Series	F650	Roof	FRONT	
2015	2019	Ford	F Series	F650	Roof	REAR	
2017	2019	Ford	F Series	F650	Door	FRONT	RIGHT
2017	2019	Ford	F Series	F650	Door	FRONT	LEFT
2017	2019	Ford	F Series	F650	Roof		
2017	2019	Ford	F Series	F650	Door	FRONT	RIGHT
2017	2019	Ford	F Series	F650	Door	FRONT	LEFT
2017	2019	Ford	F Series	F650	Door	FRONT	RIGHT
2017	2019	Ford	F Series	F650	Door	FRONT	LEFT



List of Models with Laminated Non-windshield OEM Glazing							
Year Range		Make	Model & Trim		Opening	Position	Side
2015	2019	Ford	F Series	F750	Roof	FRONT	
2015	2019	Ford	F Series	F750	Roof	REAR	
2017	2019	Ford	F Series	F750	Door	FRONT	RIGHT
2017	2019	Ford	F Series	F750	Door	FRONT	LEFT
2017	2019	Ford	F Series	F750	Roof		
2017	2019	Ford	F Series	F750	Door	FRONT	RIGHT
2017	2019	Ford	F Series	F750	Door	FRONT	LEFT
2017	2019	Ford	F Series	F750	Door	FRONT	RIGHT
2017	2019	Ford	F Series	F750	Door	FRONT	LEFT
2009	2019	Ford	Flex		Door	FRONT	RIGHT
2009	2019	Ford	Flex		Door	FRONT	LEFT
2009	2019	Ford	Flex		Door	FRONT	RIGHT
2009	2019	Ford	Flex		Door	FRONT	LEFT
2013	2018	Ford	Fusion	Energi	Roof		
2015	2019	Ford	Fusion	Energi	Door	FRONT	RIGHT
2015	2019	Ford	Fusion	Energi	Door	FRONT	LEFT
2013	2018	Ford	Fusion	Hybrid	Roof		
2015	2019	Ford	Fusion	Hybrid	Door	FRONT	RIGHT
2015	2019	Ford	Fusion	Hybrid	Door	FRONT	LEFT
2013	2018	Ford	Fusion		Roof		
2015	2019	Ford	Fusion		Door	FRONT	RIGHT
2015	2019	Ford	Fusion		Door	FRONT	LEFT
2019	2019	Ford	Ranger Pickup		Door	FRONT	RIGHT
2019	2019	Ford	Ranger Pickup		Door	FRONT	LEFT
2019	2019	Ford	Ranger Pickup		Door	FRONT	RIGHT
2019	2019	Ford	Ranger Pickup		Door	FRONT	LEFT
2010	2019	Ford	Taurus		Door	FRONT	RIGHT
2010	2019	Ford	Taurus		Door	FRONT	LEFT
2013	2019	Ford	Taurus		Door	FRONT	RIGHT
2013	2019	Ford	Taurus		Door	FRONT	LEFT
2018	2019	Ford	Taurus		Door	FRONT	RIGHT
2018	2019	Ford	Taurus		Door	FRONT	LEFT
2017	2019	Ford	Transit	100.8" Roof	Door	REAR	RIGHT
2017	2019	Ford	Transit	100.8" Roof	Door	REAR	LEFT
2017	2019	Ford	Transit	100.8" Roof	Door	REAR	LEFT
2017	2019	Ford	Transit	110.2" Roof	Door	REAR	RIGHT
2017	2019	Ford	Transit	110.2" Roof	Door	REAR	LEFT
2017	2019	Ford	Transit	110.2" Roof	Door	REAR	LEFT
2017	2019	Ford	Transit	83.2" Roof	Door	REAR	RIGHT
2017	2019	Ford	Transit	83.2" Roof	Door	REAR	LEFT
2017	2019	Ford	Transit	83.2" Roof	Door	FRONT	RIGHT
2017	2019	Ford	Transit	83.2" Roof	Side		RIGHT
2019	2019	Ford	Transit	Connect (PV)	Door	FRONT	RIGHT
2019	2019	Ford	Transit	Connect (PV)	Door	FRONT	LEFT
2010	2018	Freightliner	122SD		Back Window		
2010	2018	Freightliner	122SD		Back Window		
1999	2009	Freightliner	Argosy		Back Window		
1999	2009	Freightliner	Argosy		Back Window		
2008	2018	Freightliner	Cascadia		Back Window		LEFT
2008	2018	Freightliner	Cascadia		Back Window		RIGHT
1996	2004	Freightliner	Century Class C112		Back Window		
1996	2004	Freightliner	Century Class C112		Back Window		
1996	2016	Freightliner	Century Class C120		Back Window		
1996	2016	Freightliner	Century Class C120		Back Window		
2003	2009	Freightliner	CL 112		Back Window		



List of Models with Laminated Non-windshield OEM Glazing							
Year Range		Make	Model & Trim		Opening	Position	Side
2003	2009	Freightliner	CL 112		Back Window		
2001	2016	Freightliner	Columbia		Back Window		
2001	2016	Freightliner	Columbia		Back Window		
2001	2016	Freightliner	Coronado		Back Window		
2001	2016	Freightliner	Coronado		Back Window		
2017	2019	Genesis	G80		Door	FRONT	RIGHT
2017	2019	Genesis	G80		Door	FRONT	LEFT
2017	2019	Genesis	G80		Door	REAR	RIGHT
2017	2019	Genesis	G80		Door	REAR	LEFT
2017	2019	Genesis	G90		Door	FRONT	RIGHT
2017	2019	Genesis	G90		Door	FRONT	LEFT
2017	2019	Genesis	G90		Door	REAR	RIGHT
2017	2019	Genesis	G90		Door	REAR	LEFT
2005	2009	GMC	Envoy	Denali	Door	FRONT	RIGHT
2005	2009	GMC	Envoy	Denali	Door	FRONT	LEFT
2005	2006	GMC	Envoy XL	Denali	Door	FRONT	RIGHT
2005	2006	GMC	Envoy XL	Denali	Door	FRONT	LEFT
2005	2006	GMC	Envoy XL	SLE	Door	FRONT	RIGHT
2005	2006	GMC	Envoy XL	SLE	Door	FRONT	LEFT
2005	2006	GMC	Envoy XL	SLT	Door	FRONT	RIGHT
2005	2006	GMC	Envoy XL	SLT	Door	FRONT	LEFT
1970	1992	GMC	G Series Van		Back Window		LEFT
1970	1992	GMC	G Series Van		Back Window		RIGHT
1970	1992	GMC	G Series Van		Door		RIGHT
1970	1992	GMC	G Series Van		Door	REAR	RIGHT
1970	1992	GMC	G Series Van		Side		LEFT
1970	1992	GMC	G Series Van		Side	REAR	LEFT
1980	1984	GMC	G Series Van		Back Window		LEFT
1980	1984	GMC	G Series Van		Back Window		RIGHT
1980	1984	GMC	G Series Van		Door	FRONT	RIGHT
1980	1984	GMC	G Series Van		Door	MIDDLE	RIGHT
1980	1984	GMC	G Series Van		Door	REAR	RIGHT
1980	1984	GMC	G Series Van		Side	FRONT	LEFT
1980	1984	GMC	G Series Van		Side	MIDDLE	LEFT
1980	1984	GMC	G Series Van		Side	REAR	LEFT
1980	1984	GMC	G Series Van		Door	FRONT	RIGHT
1980	1984	GMC	G Series Van		Door	MIDDLE	RIGHT
1980	1984	GMC	G Series Van		Door	REAR	RIGHT
1980	1984	GMC	G Series Van		Side	FRONT	LEFT
1980	1984	GMC	G Series Van		Side	MIDDLE	LEFT
1980	1984	GMC	G Series Van		Side	REAR	LEFT
1984	1984	GMC	G Series Van		Door	FRONT	RIGHT
1984	1984	GMC	G Series Van		Door	REAR	RIGHT
1990	1992	GMC	G Series Van		Back Window		LEFT
1990	1992	GMC	G Series Van		Back Window		RIGHT
1990	1992	GMC	G Series Van		Door		RIGHT
1990	1992	GMC	G Series Van		Door	REAR	RIGHT
1990	1992	GMC	G Series Van		Side		LEFT
1990	1992	GMC	G Series Van		Side	REAR	LEFT
1981	1985	GMC	Jimmy		Back Window		
1981	1986	GMC	Pickup	C2500	Door	REAR	RIGHT
1981	1986	GMC	Pickup	C2500	Door	REAR	LEFT
1981	1986	GMC	Pickup	C3500	Door	REAR	RIGHT
1981	1986	GMC	Pickup	C3500	Door	REAR	LEFT
1981	1986	GMC	Pickup	K3500	Door	REAR	RIGHT



List of Models with Laminated Non-windshield OEM Glazing							
Year Range		Make	Model & Trim		Opening	Position	Side
1981	1986	GMC	Pickup	K3500	Door	REAR	LEFT
1987	1989	GMC	Pickup	R2500	Door	REAR	RIGHT
1987	1989	GMC	Pickup	R2500	Door	REAR	LEFT
1987	1991	GMC	Pickup	R3500	Door	REAR	RIGHT
1987	1991	GMC	Pickup	R3500	Door	REAR	LEFT
1987	1991	GMC	Pickup	V3500	Door	REAR	RIGHT
1987	1991	GMC	Pickup	V3500	Door	REAR	LEFT
2007	2019	GMC	Savana		Door	REAR	RIGHT
2007	2019	GMC	Savana		Door	REAR	RIGHT
1981	1985	GMC	Suburban		Back Window		
1981	1991	GMC	Suburban		Back Window		RIGHT
1981	1991	GMC	Suburban		Back Window		LEFT
1981	1991	GMC	Suburban		Door	REAR	RIGHT
1981	1991	GMC	Suburban		Door	REAR	LEFT
1982	1985	GMC	Suburban		Back Window		
2010	2017	GMC	Terrain		Door	FRONT	RIGHT
2010	2017	GMC	Terrain		Door	FRONT	LEFT
2002	2006	GMC	Yukon		Door	FRONT	RIGHT
2002	2006	GMC	Yukon		Door	FRONT	LEFT
2002	2006	GMC	Yukon		Door	REAR	RIGHT
2002	2006	GMC	Yukon		Door	REAR	LEFT
2015	2019	GMC	Yukon		Door	FRONT	RIGHT
2015	2019	GMC	Yukon		Door	FRONT	LEFT
2002	2006	GMC	Yukon Denali		Door	FRONT	RIGHT
2002	2006	GMC	Yukon Denali		Door	FRONT	LEFT
2002	2006	GMC	Yukon Denali		Door	REAR	RIGHT
2002	2006	GMC	Yukon Denali		Door	REAR	LEFT
2015	2019	GMC	Yukon XL		Door	FRONT	RIGHT
2015	2019	GMC	Yukon XL		Door	FRONT	LEFT
2018	2019	Honda	Accord		Door	FRONT	RIGHT
2018	2019	Honda	Accord		Door	FRONT	LEFT
2018	2019	Honda	Odyssey		Door	FRONT	RIGHT
2018	2019	Honda	Odyssey		Door	FRONT	LEFT
2018	2019	Honda	Odyssey		Door	REAR	RIGHT
2018	2019	Honda	Odyssey		Door	REAR	LEFT
2019	2019	Honda	Passport		Door	FRONT	RIGHT
2019	2019	Honda	Passport		Door	FRONT	LEFT
2016	2019	Honda	Pilot		Door	FRONT	RIGHT
2016	2019	Honda	Pilot		Door	FRONT	LEFT
2011	2016	Hyundai	Equus		Door	FRONT	RIGHT
2011	2016	Hyundai	Equus		Door	FRONT	LEFT
2011	2016	Hyundai	Equus		Door	REAR	RIGHT
2011	2016	Hyundai	Equus		Door	REAR	LEFT
2009	2014	Hyundai	Genesis		Door	FRONT	RIGHT
2009	2014	Hyundai	Genesis		Door	FRONT	LEFT
2009	2014	Hyundai	Genesis		Door	REAR	RIGHT
2009	2014	Hyundai	Genesis		Door	REAR	LEFT
2009	2014	Hyundai	Genesis		Door	FRONT	RIGHT
2009	2014	Hyundai	Genesis		Door	FRONT	LEFT
2015	2016	Hyundai	Genesis		Door	FRONT	RIGHT
2015	2016	Hyundai	Genesis		Door	FRONT	LEFT
2015	2016	Hyundai	Genesis		Door	REAR	RIGHT
2015	2016	Hyundai	Genesis		Door	REAR	LEFT
2019	2019	Hyundai	Santa Fe		Door	FRONT	RIGHT
2019	2019	Hyundai	Santa Fe		Door	FRONT	LEFT



List of Models with Laminated Non-windshield OEM Glazing							
Year Range		Make	Model & Trim	Opening	Position	Side	
2007	2010	Infiniti	QX56	Door	FRONT	RIGHT	
2007	2010	Infiniti	QX56	Door	FRONT	LEFT	
2011	2013	Infiniti	QX56	Door	FRONT	RIGHT	
2011	2013	Infiniti	QX56	Door	FRONT	LEFT	
2014	2019	Infiniti	QX80	Door	FRONT	RIGHT	
2014	2019	Infiniti	QX80	Door	FRONT	LEFT	
2006	2009	Jaguar	Vanden Plas	Door	FRONT	RIGHT	
2006	2009	Jaguar	Vanden Plas	Door	FRONT	LEFT	
2006	2009	Jaguar	Vanden Plas	Door	REAR	RIGHT	
2006	2009	Jaguar	Vanden Plas	Door	REAR	LEFT	
2010	2019	Jaguar	XJ*	Back Window			
2010	2019	Jaguar	XJ*	Door	FRONT	RIGHT	
2010	2019	Jaguar	XJ*	Door	FRONT	LEFT	
2010	2019	Jaguar	XJ*	Door	REAR	RIGHT	
2010	2019	Jaguar	XJ*	Door	REAR	LEFT	
2010	2019	Jaguar	XJ*	Door	FRONT	RIGHT	
2010	2019	Jaguar	XJ*	Door	FRONT	LEFT	
2006	2009	Jaguar	XJ Super	Door	FRONT	RIGHT	
2006	2009	Jaguar	XJ Super	Door	FRONT	LEFT	
2006	2009	Jaguar	XJ Super	Door	REAR	RIGHT	
2006	2009	Jaguar	XJ Super	Door	REAR	LEFT	
2006	2009	Jaguar	XJ8	Door	FRONT	RIGHT	
2006	2009	Jaguar	XJ8	Door	FRONT	LEFT	
2006	2009	Jaguar	XJ8	Door	REAR	RIGHT	
2006	2009	Jaguar	XJ8	Door	REAR	LEFT	
2006	2009	Jaguar	XJ8L	Door	FRONT	RIGHT	
2006	2009	Jaguar	XJ8L	Door	FRONT	LEFT	
2006	2009	Jaguar	XJ8L	Door	REAR	RIGHT	
2006	2009	Jaguar	XJ8L	Door	REAR	LEFT	
2010	2019	Jaguar	XJL*	Back Window			
2010	2019	Jaguar	XJL*	Door	FRONT	RIGHT	
2010	2019	Jaguar	XJL*	Door	FRONT	LEFT	
2010	2019	Jaguar	XJL*	Door	REAR	RIGHT	
2010	2019	Jaguar	XJL*	Door	REAR	LEFT	
2010	2019	Jaguar	XJL*	Door	FRONT	RIGHT	
2010	2019	Jaguar	XJL*	Door	FRONT	LEFT	
2006	2009	Jaguar	XJR	Door	FRONT	RIGHT	
2006	2009	Jaguar	XJR	Door	FRONT	LEFT	
2006	2009	Jaguar	XJR	Door	REAR	RIGHT	
2006	2009	Jaguar	XJR	Door	REAR	LEFT	
2014	2019	Jeep	Cherokee	Door	FRONT	RIGHT	
2014	2019	Jeep	Cherokee	Door	FRONT	LEFT	
2006	2006	Jeep	Commander	Door	FRONT	RIGHT	
2006	2006	Jeep	Commander	Door	FRONT	LEFT	
2005	2006	Jeep	Grand Cherokee	Door	FRONT	RIGHT	
2005	2006	Jeep	Grand Cherokee	Door	FRONT	LEFT	
2006	2010	Jeep	Grand Cherokee	Door	FRONT	RIGHT	
2006	2010	Jeep	Grand Cherokee	Door	FRONT	LEFT	
2011	2019	Jeep	Grand Cherokee	Door	FRONT	RIGHT	
2011	2019	Jeep	Grand Cherokee	Door	FRONT	LEFT	
2015	2019	Jeep	Grand Cherokee	Door	REAR	RIGHT	
2015	2019	Jeep	Grand Cherokee	Door	REAR	LEFT	
2017	2019	Kia	Cadenza	Door	FRONT	RIGHT	
2017	2019	Kia	Cadenza	Door	FRONT	LEFT	
2015	2017	Kia	K900	Door	FRONT	RIGHT	



List of Models with Laminated Non-windshield OEM Glazing							
Year Range		Make	Model & Trim		Opening	Position	Side
2015	2017	Kia	K900		Door	FRONT	LEFT
2015	2017	Kia	K900		Door	REAR	RIGHT
2015	2017	Kia	K900		Door	REAR	LEFT
2014	2016	Kia	Optima	Hybrid	Door	FRONT	RIGHT
2014	2016	Kia	Optima	Hybrid	Door	FRONT	LEFT
2015	2015	Kia	Optima		Door	FRONT	RIGHT
2015	2015	Kia	Optima		Door	FRONT	LEFT
2016	2019	Kia	Optima		Door	FRONT	RIGHT
2016	2019	Kia	Optima		Door	FRONT	LEFT
2016	2019	Kia	Sorento		Door	FRONT	RIGHT
2016	2019	Kia	Sorento		Door	FRONT	LEFT
2018	2019	Kia	Stinger		Door	FRONT	RIGHT
2018	2019	Kia	Stinger		Door	FRONT	LEFT
2018	2019	Kia	Stinger		Door	FRONT	RIGHT
2018	2019	Kia	Stinger		Door	FRONT	LEFT
2005	2009	Land Rover	LR3		Roof	REAR	
2005	2009	Land Rover	LR3		Roof	REAR	
2010	2017	Land Rover	LR4		Roof	REAR	
2010	2017	Land Rover	LR4		Roof	REAR	
2006	2007	Land Rover	Range Rover		Door	FRONT	RIGHT
2006	2007	Land Rover	Range Rover		Door	FRONT	LEFT
2008	2012	Land Rover	Range Rover		Door	FRONT	RIGHT
2008	2012	Land Rover	Range Rover		Door	FRONT	LEFT
2013	2019	Land Rover	Range Rover		Door	FRONT	RIGHT
2013	2019	Land Rover	Range Rover		Door	FRONT	LEFT
2013	2019	Land Rover	Range Rover		Door	REAR	RIGHT
2013	2019	Land Rover	Range Rover		Door	REAR	LEFT
2013	2019	Land Rover	Range Rover		Door	REAR	RIGHT
2013	2019	Land Rover	Range Rover		Door	REAR	LEFT
2013	2019	Land Rover	Range Rover		Door	FRONT	RIGHT
2013	2019	Land Rover	Range Rover		Door	FRONT	LEFT
2014	2019	Land Rover	Range Rover Sport		Door	FRONT	RIGHT
2014	2019	Land Rover	Range Rover Sport		Door	FRONT	LEFT
2019	2019	Lexus	ES		Door	FRONT	RIGHT
2019	2019	Lexus	ES		Door	FRONT	LEFT
2013	2019	Lexus	ES 300h	Hybrid	Door	FRONT	RIGHT
2013	2019	Lexus	ES 300h	Hybrid	Door	FRONT	LEFT
2013	2019	Lexus	ES 350		Door	FRONT	RIGHT
2013	2019	Lexus	ES 350		Door	FRONT	LEFT
2016	2017	Lexus	GS 200t		Door	FRONT	RIGHT
2016	2017	Lexus	GS 200t		Door	FRONT	LEFT
2018	2019	Lexus	GS 300		Door	FRONT	RIGHT
2018	2019	Lexus	GS 300		Door	FRONT	LEFT
2010	2012	Lexus	GS 350		Door	FRONT	RIGHT
2010	2012	Lexus	GS 350		Door	FRONT	LEFT
2013	2019	Lexus	GS 350		Door	FRONT	RIGHT
2013	2019	Lexus	GS 350		Door	FRONT	LEFT
2010	2012	Lexus	GS 450		Door	FRONT	RIGHT
2010	2012	Lexus	GS 450		Door	FRONT	LEFT
2013	2018	Lexus	GS 450h	Hybrid	Door	FRONT	RIGHT
2013	2018	Lexus	GS 450h	Hybrid	Door	FRONT	LEFT
2010	2012	Lexus	GS 460		Door	FRONT	RIGHT
2010	2012	Lexus	GS 460		Door	FRONT	LEFT
2016	2019	Lexus	GS F Sport		Door	FRONT	RIGHT
2016	2019	Lexus	GS F Sport		Door	FRONT	LEFT



List of Models with Laminated Non-windshield OEM Glazing							
Year Range		Make	Model & Trim	Opening	Position	Side	
2018	2019	Lexus	LS	Door	FRONT	RIGHT	
2018	2019	Lexus	LS	Door	FRONT	LEFT	
2018	2019	Lexus	LS	Door	REAR	RIGHT	
2018	2019	Lexus	LS	Door	REAR	LEFT	
2001	2006	Lexus	LS 430	Door	FRONT	RIGHT	
2001	2006	Lexus	LS 430	Door	FRONT	LEFT	
2001	2006	Lexus	LS 430	Door	REAR	RIGHT	
2001	2006	Lexus	LS 430	Door	REAR	LEFT	
2007	2017	Lexus	LS 460 L	Door	FRONT	RIGHT	
2007	2017	Lexus	LS 460 L	Door	FRONT	LEFT	
2007	2017	Lexus	LS 460 L	Door	REAR	RIGHT	
2007	2017	Lexus	LS 460 L	Door	REAR	LEFT	
2008	2017	Lexus	LS 600h L	Door	FRONT	RIGHT	
2008	2017	Lexus	LS 600h L	Door	FRONT	LEFT	
2008	2017	Lexus	LS 600h L	Door	REAR	RIGHT	
2008	2017	Lexus	LS 600h L	Door	REAR	LEFT	
2008	2019	Lexus	LX 570	Door	FRONT	RIGHT	
2008	2019	Lexus	LX 570	Door	FRONT	LEFT	
2010	2015	Lexus	RX 350	Door	FRONT	RIGHT	
2010	2015	Lexus	RX 350	Door	FRONT	LEFT	
2016	2019	Lexus	RX 350	Door	FRONT	RIGHT	
2016	2019	Lexus	RX 350	Door	FRONT	LEFT	
2010	2015	Lexus	RX 450	Door	FRONT	RIGHT	
2010	2015	Lexus	RX 450	Door	FRONT	LEFT	
2016	2019	Lexus	RX 450h	Door	FRONT	RIGHT	
2016	2019	Lexus	RX 450h	Door	FRONT	LEFT	
2016	2019	Lexus	RX F Sport	Door	FRONT	RIGHT	
2016	2019	Lexus	RX F Sport	Door	FRONT	LEFT	
2003	2006	Lincoln	Aviator	Door	FRONT	RIGHT	
2003	2006	Lincoln	Aviator	Door	FRONT	LEFT	
2020	2020	Lincoln	Aviator	Door	FRONT	RIGHT	
2020	2020	Lincoln	Aviator	Door	FRONT	LEFT	
2020	2020	Lincoln	Aviator	Door	REAR	RIGHT	
2020	2020	Lincoln	Aviator	Door	REAR	LEFT	
2017	2019	Lincoln	Continental*	Back Window			
2017	2019	Lincoln	Continental*	Door	FRONT	RIGHT	
2017	2019	Lincoln	Continental*	Door	FRONT	LEFT	
2017	2019	Lincoln	Continental*	Door	REAR	RIGHT	
2017	2019	Lincoln	Continental*	Door	REAR	LEFT	
2017	2019	Lincoln	Continental*	Roof		CENTER	
2015	2019	Lincoln	MKC	Door	FRONT	RIGHT	
2015	2019	Lincoln	MKC	Door	FRONT	LEFT	
2015	2019	Lincoln	MKC	Door	FRONT	RIGHT	
2015	2019	Lincoln	MKC	Door	FRONT	LEFT	
2009	2016	Lincoln	MKS	Door	FRONT	RIGHT	
2009	2016	Lincoln	MKS	Door	FRONT	LEFT	
2009	2016	Lincoln	MKS	Door	FRONT	RIGHT	
2009	2016	Lincoln	MKS	Door	FRONT	LEFT	
2010	2019	Lincoln	MKT	Door	FRONT	RIGHT	
2010	2019	Lincoln	MKT	Door	FRONT	LEFT	
2010	2019	Lincoln	MKT	Door	FRONT	RIGHT	
2010	2019	Lincoln	MKT	Door	FRONT	LEFT	
2011	2015	Lincoln	MKX	Door	FRONT	RIGHT	
2011	2015	Lincoln	MKX	Door	FRONT	LEFT	
2011	2015	Lincoln	MKX	Door	FRONT	RIGHT	



List of Models with Laminated Non-windshield OEM Glazing							
Year Range		Make	Model & Trim		Opening	Position	Side
2011	2015	Lincoln	MKX		Door	FRONT	LEFT
2016	2019	Lincoln	MKX		Door	FRONT	RIGHT
2016	2019	Lincoln	MKX		Door	FRONT	LEFT
2016	2019	Lincoln	MKX		Roof	FRONT	
2016	2019	Lincoln	MKX		Roof	REAR	
2013	2018	Lincoln	MKZ	Hybrid	Door	FRONT	RIGHT
2013	2018	Lincoln	MKZ	Hybrid	Door	FRONT	LEFT
2013	2018	Lincoln	MKZ	Hybrid	Roof		
2013	2019	Lincoln	MKZ		Door	FRONT	RIGHT
2013	2019	Lincoln	MKZ		Door	FRONT	LEFT
2013	2019	Lincoln	MKZ		Roof		
2019	2019	Lincoln	Nautilus		Door	FRONT	RIGHT
2019	2019	Lincoln	Nautilus		Door	FRONT	LEFT
2019	2019	Lincoln	Nautilus		Door	REAR	RIGHT
2019	2019	Lincoln	Nautilus		Door	REAR	LEFT
2019	2019	Lincoln	Nautilus		Roof	FRONT	
2019	2019	Lincoln	Nautilus		Roof	REAR	
2015	2017	Lincoln	Navigator	L	Door	FRONT	RIGHT
2015	2017	Lincoln	Navigator	L	Door	FRONT	LEFT
2018	2019	Lincoln	Navigator	L	Door	FRONT	RIGHT
2018	2019	Lincoln	Navigator	L	Door	FRONT	LEFT
2018	2019	Lincoln	Navigator	L	Door	REAR	RIGHT
2018	2019	Lincoln	Navigator	L	Door	REAR	LEFT
2003	2006	Lincoln	Navigator		Door	FRONT	RIGHT
2003	2006	Lincoln	Navigator		Door	FRONT	LEFT
2015	2017	Lincoln	Navigator		Door	FRONT	RIGHT
2015	2017	Lincoln	Navigator		Door	FRONT	LEFT
2018	2019	Lincoln	Navigator		Door	FRONT	RIGHT
2018	2019	Lincoln	Navigator		Door	FRONT	LEFT
2018	2019	Lincoln	Navigator		Door	REAR	RIGHT
2018	2019	Lincoln	Navigator		Door	REAR	LEFT
2017	2019	Mazda	CX-5		Door	FRONT	RIGHT
2017	2019	Mazda	CX-5		Door	FRONT	LEFT
2016	2019	Mazda	CX-9		Door	FRONT	RIGHT
2016	2019	Mazda	CX-9		Door	FRONT	LEFT
1981	1989	Mercedes Benz	300SD		Back Window		
1992	1993	Mercedes Benz	300SD		Back Window		
1986	1987	Mercedes Benz	300SDL		Back Window		
1988	1991	Mercedes Benz	300SE		Back Window		
1992	1993	Mercedes Benz	300SE		Back Window		
1988	1991	Mercedes Benz	300SEL		Back Window		
1990	1991	Mercedes Benz	350SDL		Back Window		
1972	1973	Mercedes Benz	350SL		Back Window		
1984	1985	Mercedes Benz	380SE		Back Window		
1982	1983	Mercedes Benz	380SEC		Back Window		
1981	1983	Mercedes Benz	380SEL		Back Window		
1981	1985	Mercedes Benz	380SL		Back Window		
1981	1981	Mercedes Benz	380SLC		Back Window		
1992	1992	Mercedes Benz	400SE		Back Window		
1993	1993	Mercedes Benz	400SEL		Back Window		
1986	1991	Mercedes Benz	420SEL		Back Window		
1972	1980	Mercedes Benz	450SL		Back Window		
1972	1980	Mercedes Benz	450SLC		Back Window		
1984	1985	Mercedes Benz	500SEC		Back Window		
1992	1993	Mercedes Benz	500SEC		Back Window		



List of Models with Laminated Non-windshield OEM Glazing							
Year Range		Make	Model & Trim	Opening	Position	Side	
1984	1985	Mercedes Benz	500SEL	Back Window			
1992	1993	Mercedes Benz	500SEL	Back Window			
1986	1991	Mercedes Benz	560SEC	Back Window			
1986	1991	Mercedes Benz	560SEL	Back Window			
1986	1989	Mercedes Benz	560SL	Back Window			
1993	1993	Mercedes Benz	600SEC	Back Window			
1992	1993	Mercedes Benz	600SEL	Back Window			
1998	1999	Mercedes Benz	CL500	Back Window			
2000	2006	Mercedes Benz	CL500	Back Window			
2000	2006	Mercedes Benz	CL500	Door	FRONT	RIGHT	
2000	2006	Mercedes Benz	CL500	Door	FRONT	LEFT	
2001	2006	Mercedes Benz	CL55 AMG	Back Window			
2001	2006	Mercedes Benz	CL55 AMG	Door	FRONT	RIGHT	
2001	2006	Mercedes Benz	CL55 AMG	Door	FRONT	LEFT	
2007	2014	Mercedes Benz	CL550	Door	FRONT	RIGHT	
2007	2014	Mercedes Benz	CL550	Door	FRONT	LEFT	
1998	1999	Mercedes Benz	CL600	Back Window			
2001	2006	Mercedes Benz	CL600	Back Window			
2001	2006	Mercedes Benz	CL600	Door	FRONT	RIGHT	
2001	2006	Mercedes Benz	CL600	Door	FRONT	LEFT	
2007	2014	Mercedes Benz	CL600	Door	FRONT	RIGHT	
2007	2014	Mercedes Benz	CL600	Door	FRONT	LEFT	
2008	2014	Mercedes Benz	CL63 AMG	Door	FRONT	RIGHT	
2008	2014	Mercedes Benz	CL63 AMG	Door	FRONT	LEFT	
2005	2006	Mercedes Benz	CL65 AMG	Back Window			
2005	2006	Mercedes Benz	CL65 AMG	Door	FRONT	RIGHT	
2005	2006	Mercedes Benz	CL65 AMG	Door	FRONT	LEFT	
2008	2014	Mercedes Benz	CL65 AMG	Door	FRONT	RIGHT	
2008	2014	Mercedes Benz	CL65 AMG	Door	FRONT	LEFT	
2017	2019	Mercedes Benz	E300	Door	FRONT	RIGHT	
2017	2019	Mercedes Benz	E300	Door	FRONT	LEFT	
2017	2019	Mercedes Benz	E300	Door	REAR	RIGHT	
2017	2019	Mercedes Benz	E300	Door	REAR	LEFT	
2003	2009	Mercedes Benz	E320	Back Window			
2003	2009	Mercedes Benz	E320	Door	FRONT	RIGHT	
2003	2009	Mercedes Benz	E320	Door	FRONT	LEFT	
2003	2009	Mercedes Benz	E320	Door	REAR	RIGHT	
2003	2009	Mercedes Benz	E320	Door	REAR	LEFT	
2004	2005	Mercedes Benz	E320	Back Window			
2004	2005	Mercedes Benz	E320	Door	FRONT	RIGHT	
2004	2005	Mercedes Benz	E320	Door	FRONT	LEFT	
2004	2005	Mercedes Benz	E320	Door	REAR	RIGHT	
2004	2005	Mercedes Benz	E320	Door	REAR	LEFT	
2006	2009	Mercedes Benz	E350	Back Window			
2006	2009	Mercedes Benz	E350	Door	FRONT	RIGHT	
2006	2009	Mercedes Benz	E350	Door	FRONT	LEFT	
2006	2009	Mercedes Benz	E350	Door	REAR	RIGHT	
2006	2009	Mercedes Benz	E350	Door	REAR	LEFT	
2006	2009	Mercedes Benz	E350	Back Window			
2006	2009	Mercedes Benz	E350	Door	FRONT	RIGHT	
2006	2009	Mercedes Benz	E350	Door	FRONT	LEFT	
2006	2009	Mercedes Benz	E350	Door	REAR	RIGHT	
2006	2009	Mercedes Benz	E350	Door	REAR	LEFT	
2018	2019	Mercedes Benz	E400	Door	FRONT	RIGHT	
2018	2019	Mercedes Benz	E400	Door	FRONT	LEFT	



List of Models with Laminated Non-windshield OEM Glazing							
Year Range		Make	Model & Trim		Opening	Position	Side
2017	2019	Mercedes Benz	E43 AMG		Door	FRONT	RIGHT
2017	2019	Mercedes Benz	E43 AMG		Door	FRONT	LEFT
2017	2019	Mercedes Benz	E43 AMG		Door	REAR	RIGHT
2017	2019	Mercedes Benz	E43 AMG		Door	REAR	LEFT
2003	2006	Mercedes Benz	E500		Back Window		
2003	2006	Mercedes Benz	E500		Door	FRONT	RIGHT
2003	2006	Mercedes Benz	E500		Door	FRONT	LEFT
2003	2006	Mercedes Benz	E500		Door	REAR	RIGHT
2003	2006	Mercedes Benz	E500		Door	REAR	LEFT
2004	2006	Mercedes Benz	E500		Back Window		
2003	2006	Mercedes Benz	E55 AMG		Back Window		
2003	2006	Mercedes Benz	E55 AMG		Door	FRONT	RIGHT
2003	2006	Mercedes Benz	E55 AMG		Door	FRONT	LEFT
2003	2006	Mercedes Benz	E55 AMG		Door	REAR	RIGHT
2003	2006	Mercedes Benz	E55 AMG		Door	REAR	LEFT
2005	2006	Mercedes Benz	E55 AMG		Back Window		
2007	2009	Mercedes Benz	E550		Back Window		
2007	2009	Mercedes Benz	E550		Door	FRONT	RIGHT
2007	2009	Mercedes Benz	E550		Door	FRONT	LEFT
2007	2009	Mercedes Benz	E550		Door	REAR	RIGHT
2007	2009	Mercedes Benz	E550		Door	REAR	LEFT
2007	2009	Mercedes Benz	E63 AMG		Back Window		
2007	2009	Mercedes Benz	E63 AMG		Door	FRONT	RIGHT
2007	2009	Mercedes Benz	E63 AMG		Door	FRONT	LEFT
2007	2009	Mercedes Benz	E63 AMG		Door	REAR	RIGHT
2007	2009	Mercedes Benz	E63 AMG		Door	REAR	LEFT
2007	2009	Mercedes Benz	E63 AMG		Back Window		
2007	2009	Mercedes Benz	E63 AMG		Door	FRONT	RIGHT
2007	2009	Mercedes Benz	E63 AMG		Door	FRONT	LEFT
2007	2009	Mercedes Benz	E63 AMG		Door	REAR	RIGHT
2007	2009	Mercedes Benz	E63 AMG		Door	REAR	LEFT
2017	2019	Mercedes Benz	E-Class		Door	FRONT	RIGHT
2017	2019	Mercedes Benz	E-Class		Door	FRONT	LEFT
2017	2019	Mercedes Benz	E-Class		Door	REAR	RIGHT
2017	2019	Mercedes Benz	E-Class		Door	REAR	LEFT
2019	2019	Mercedes Benz	G-Class		Door	FRONT	RIGHT
2019	2019	Mercedes Benz	G-Class		Door	FRONT	LEFT
2019	2019	Mercedes Benz	G-Class		Door	REAR	RIGHT
2019	2019	Mercedes Benz	G-Class		Door	REAR	LEFT
2007	2009	Mercedes Benz	GL320 CDI		Door	FRONT	RIGHT
2007	2009	Mercedes Benz	GL320 CDI		Door	FRONT	LEFT
2010	2012	Mercedes Benz	GL350		Door	FRONT	RIGHT
2010	2012	Mercedes Benz	GL350		Door	FRONT	LEFT
2007	2012	Mercedes Benz	GL450		Door	FRONT	RIGHT
2007	2012	Mercedes Benz	GL450		Door	FRONT	LEFT
2008	2012	Mercedes Benz	GL550		Door	FRONT	RIGHT
2008	2012	Mercedes Benz	GL550		Door	FRONT	LEFT
2016	2019	Mercedes Benz	GLC300		Door	FRONT	RIGHT
2016	2019	Mercedes Benz	GLC300		Door	FRONT	LEFT
2017	2019	Mercedes Benz	GLC-Class		Door	FRONT	RIGHT
2017	2019	Mercedes Benz	GLC-Class		Door	FRONT	LEFT
2017	2019	Mercedes Benz	GLE350	4MATIC	Door	FRONT	RIGHT
2017	2019	Mercedes Benz	GLE350	4MATIC	Door	FRONT	LEFT
2017	2019	Mercedes Benz	GLE350	4MATIC	Door	REAR	RIGHT
2017	2019	Mercedes Benz	GLE350	4MATIC	Door	REAR	LEFT



List of Models with Laminated Non-windshield OEM Glazing							
Year Range		Make	Model & Trim		Opening	Position	Side
2016	2019	Mercedes Benz	GLE350		Door	FRONT	RIGHT
2016	2019	Mercedes Benz	GLE350		Door	FRONT	LEFT
2016	2019	Mercedes Benz	GLE350		Door	REAR	RIGHT
2016	2019	Mercedes Benz	GLE350		Door	REAR	LEFT
2016	2017	Mercedes Benz	GLE350d		Door	FRONT	RIGHT
2016	2017	Mercedes Benz	GLE350d		Door	FRONT	LEFT
2018	2019	Mercedes Benz	GLE43 AMG		Door	FRONT	RIGHT
2018	2019	Mercedes Benz	GLE43 AMG		Door	FRONT	LEFT
2018	2019	Mercedes Benz	GLE43 AMG		Door	REAR	RIGHT
2018	2019	Mercedes Benz	GLE43 AMG		Door	REAR	LEFT
2016	2017	Mercedes Benz	GLE450		Door	FRONT	RIGHT
2016	2017	Mercedes Benz	GLE450		Door	FRONT	LEFT
2016	2017	Mercedes Benz	GLE450 AMG		Door	FRONT	RIGHT
2016	2017	Mercedes Benz	GLE450 AMG		Door	FRONT	LEFT
2016	2017	Mercedes Benz	GLE450 AMG		Door	REAR	RIGHT
2016	2017	Mercedes Benz	GLE450 AMG		Door	REAR	LEFT
2016	2017	Mercedes Benz	GLE550e	Hybrid	Door	FRONT	RIGHT
2016	2017	Mercedes Benz	GLE550e	Hybrid	Door	FRONT	LEFT
2016	2017	Mercedes Benz	GLE550e	Hybrid	Door	REAR	RIGHT
2016	2017	Mercedes Benz	GLE550e	Hybrid	Door	REAR	LEFT
2016	2017	Mercedes Benz	GLE550e	Plug-in	Door	FRONT	RIGHT
2016	2017	Mercedes Benz	GLE550e	Plug-in	Door	FRONT	LEFT
2016	2017	Mercedes Benz	GLE550e	Plug-in	Door	REAR	RIGHT
2016	2017	Mercedes Benz	GLE550e	Plug-in	Door	REAR	LEFT
2016	2018	Mercedes Benz	GLE63 AMG		Door	FRONT	RIGHT
2016	2018	Mercedes Benz	GLE63 AMG		Door	FRONT	LEFT
2016	2019	Mercedes Benz	GLE63 AMG		Door	FRONT	RIGHT
2016	2019	Mercedes Benz	GLE63 AMG		Door	FRONT	LEFT
2016	2019	Mercedes Benz	GLE63 AMG		Door	REAR	RIGHT
2016	2019	Mercedes Benz	GLE63 AMG		Door	REAR	LEFT
2016	2019	Mercedes Benz	GLE63 AMG S		Door	FRONT	RIGHT
2016	2019	Mercedes Benz	GLE63 AMG S		Door	FRONT	LEFT
2016	2019	Mercedes Benz	GLE63 AMG S		Door	REAR	RIGHT
2016	2019	Mercedes Benz	GLE63 AMG S		Door	REAR	LEFT
2017	2019	Mercedes Benz	GLS450		Door	FRONT	RIGHT
2017	2019	Mercedes Benz	GLS450		Door	FRONT	LEFT
2017	2019	Mercedes Benz	GLS550		Door	FRONT	RIGHT
2017	2019	Mercedes Benz	GLS550		Door	FRONT	LEFT
2017	2019	Mercedes Benz	GLS63 AMG		Door	FRONT	RIGHT
2017	2019	Mercedes Benz	GLS63 AMG		Door	FRONT	LEFT
2015	2015	Mercedes Benz	ML250		Door	FRONT	RIGHT
2015	2015	Mercedes Benz	ML250		Door	FRONT	LEFT
2015	2015	Mercedes Benz	ML250		Door	REAR	RIGHT
2015	2015	Mercedes Benz	ML250		Door	REAR	LEFT
2007	2009	Mercedes Benz	ML320 CDI		Door	FRONT	RIGHT
2007	2009	Mercedes Benz	ML320 CDI		Door	FRONT	LEFT
2006	2011	Mercedes Benz	ML350		Door	FRONT	RIGHT
2006	2011	Mercedes Benz	ML350		Door	FRONT	LEFT
2012	2015	Mercedes Benz	ML350		Door	FRONT	RIGHT
2012	2015	Mercedes Benz	ML350		Door	FRONT	LEFT
2012	2015	Mercedes Benz	ML350		Door	REAR	RIGHT
2012	2015	Mercedes Benz	ML350		Door	REAR	LEFT
2015	2015	Mercedes Benz	ML400		Door	FRONT	RIGHT
2015	2015	Mercedes Benz	ML400		Door	FRONT	LEFT
2015	2015	Mercedes Benz	ML400		Door	REAR	RIGHT



List of Models with Laminated Non-windshield OEM Glazing							
Year Range		Make	Model & Trim		Opening	Position	Side
2015	2015	Mercedes Benz	ML400		Door	REAR	LEFT
2010	2011	Mercedes Benz	ML450		Door	FRONT	RIGHT
2010	2011	Mercedes Benz	ML450		Door	FRONT	LEFT
2006	2007	Mercedes Benz	ML500		Door	FRONT	RIGHT
2006	2007	Mercedes Benz	ML500		Door	FRONT	LEFT
2008	2011	Mercedes Benz	ML550		Door	FRONT	RIGHT
2008	2011	Mercedes Benz	ML550		Door	FRONT	LEFT
2012	2015	Mercedes Benz	ML550		Door	FRONT	RIGHT
2012	2015	Mercedes Benz	ML550		Door	FRONT	LEFT
2012	2015	Mercedes Benz	ML550		Door	REAR	RIGHT
2012	2015	Mercedes Benz	ML550		Door	REAR	LEFT
2007	2011	Mercedes Benz	ML63 AMG		Door	FRONT	RIGHT
2007	2011	Mercedes Benz	ML63 AMG		Door	FRONT	LEFT
2012	2015	Mercedes Benz	ML63 AMG		Door	FRONT	RIGHT
2012	2015	Mercedes Benz	ML63 AMG		Door	FRONT	LEFT
2012	2015	Mercedes Benz	ML63 AMG		Door	REAR	RIGHT
2012	2015	Mercedes Benz	ML63 AMG		Door	REAR	LEFT
2007	2009	Mercedes Benz	R320 CDI		Door	FRONT	RIGHT
2007	2009	Mercedes Benz	R320 CDI		Door	FRONT	LEFT
2006	2012	Mercedes Benz	R350		Door	FRONT	RIGHT
2006	2012	Mercedes Benz	R350		Door	FRONT	LEFT
2006	2007	Mercedes Benz	R500		Door	FRONT	RIGHT
2006	2007	Mercedes Benz	R500		Door	FRONT	LEFT
2007	2007	Mercedes Benz	R63 AMG		Door	FRONT	RIGHT
2007	2007	Mercedes Benz	R63 AMG		Door	FRONT	LEFT
1994	1994	Mercedes Benz	S320		Back Window		
1995	1999	Mercedes Benz	S320		Back Window		
2006	2006	Mercedes Benz	S350		Back Window		
2006	2006	Mercedes Benz	S350		Back Window		
2006	2006	Mercedes Benz	S350		Door	FRONT	RIGHT
2006	2006	Mercedes Benz	S350		Door	FRONT	LEFT
2006	2006	Mercedes Benz	S350		Door	REAR	RIGHT
2006	2006	Mercedes Benz	S350		Door	REAR	LEFT
2006	2006	Mercedes Benz	S350		Door	FRONT	RIGHT
2006	2006	Mercedes Benz	S350		Door	FRONT	LEFT
2006	2006	Mercedes Benz	S350		Door	REAR	RIGHT
2006	2006	Mercedes Benz	S350		Door	REAR	LEFT
2013	2013	Mercedes Benz	S350		Back Window		
2013	2013	Mercedes Benz	S350		Door	FRONT	RIGHT
2013	2013	Mercedes Benz	S350		Door	FRONT	LEFT
2013	2013	Mercedes Benz	S350		Door	REAR	RIGHT
2013	2013	Mercedes Benz	S350		Door	REAR	LEFT
2013	2013	Mercedes Benz	S350		Door	FRONT	RIGHT
2013	2013	Mercedes Benz	S350		Door	FRONT	LEFT
2013	2013	Mercedes Benz	S350		Door	REAR	RIGHT
2013	2013	Mercedes Benz	S350		Door	REAR	LEFT
1994	1994	Mercedes Benz	S350D		Back Window		
1995	1995	Mercedes Benz	S350D		Back Window		
2010	2013	Mercedes Benz	S400	Hybrid	Back Window		
2010	2013	Mercedes Benz	S400	Hybrid	Door	FRONT	RIGHT
2010	2013	Mercedes Benz	S400	Hybrid	Door	FRONT	LEFT
2010	2013	Mercedes Benz	S400	Hybrid	Door	REAR	RIGHT
2010	2013	Mercedes Benz	S400	Hybrid	Door	REAR	LEFT
2010	2013	Mercedes Benz	S400	Hybrid	Door	FRONT	RIGHT
2010	2013	Mercedes Benz	S400	Hybrid	Door	FRONT	LEFT



List of Models with Laminated Non-windshield OEM Glazing							
Year Range		Make	Model & Trim		Opening	Position	Side
2010	2013	Mercedes Benz	S400	Hybrid	Door	REAR	RIGHT
2010	2013	Mercedes Benz	S400	Hybrid	Door	REAR	LEFT
2016	2016	Mercedes Benz	S400		Back Window		
2016	2016	Mercedes Benz	S400		Door	FRONT	RIGHT
2016	2016	Mercedes Benz	S400		Door	FRONT	LEFT
2016	2016	Mercedes Benz	S400		Door	REAR	RIGHT
2016	2016	Mercedes Benz	S400		Door	REAR	LEFT
1994	1994	Mercedes Benz	S420		Back Window		
1995	1999	Mercedes Benz	S420		Back Window		
2000	2006	Mercedes Benz	S430		Back Window		
2000	2006	Mercedes Benz	S430		Back Window		
2000	2006	Mercedes Benz	S430		Door	FRONT	RIGHT
2000	2006	Mercedes Benz	S430		Door	FRONT	LEFT
2000	2006	Mercedes Benz	S430		Door	REAR	RIGHT
2000	2006	Mercedes Benz	S430		Door	REAR	LEFT
2000	2006	Mercedes Benz	S430		Door	REAR	RIGHT
2000	2006	Mercedes Benz	S430		Door	REAR	LEFT
2000	2006	Mercedes Benz	S430		Door	FRONT	RIGHT
2000	2006	Mercedes Benz	S430		Door	FRONT	LEFT
2000	2006	Mercedes Benz	S430		Door	REAR	RIGHT
2000	2006	Mercedes Benz	S430		Door	REAR	LEFT
1994	1994	Mercedes Benz	S500		Back Window		
1994	1995	Mercedes Benz	S500		Back Window		
1995	1999	Mercedes Benz	S500		Back Window		
1996	1997	Mercedes Benz	S500		Back Window		
2000	2006	Mercedes Benz	S500		Back Window		
2000	2006	Mercedes Benz	S500		Back Window		
2000	2006	Mercedes Benz	S500		Door	FRONT	RIGHT
2000	2006	Mercedes Benz	S500		Door	FRONT	LEFT
2000	2006	Mercedes Benz	S500		Door	REAR	RIGHT
2000	2006	Mercedes Benz	S500		Door	REAR	LEFT
2000	2006	Mercedes Benz	S500		Door	FRONT	RIGHT
2000	2006	Mercedes Benz	S500		Door	FRONT	LEFT
2000	2006	Mercedes Benz	S500		Door	REAR	RIGHT
2000	2006	Mercedes Benz	S500		Door	REAR	LEFT
2001	2006	Mercedes Benz	S55 AMG		Back Window		
2001	2006	Mercedes Benz	S55 AMG		Back Window		
2001	2006	Mercedes Benz	S55 AMG		Door	FRONT	RIGHT
2001	2006	Mercedes Benz	S55 AMG		Door	FRONT	LEFT
2001	2006	Mercedes Benz	S55 AMG		Door	REAR	RIGHT
2001	2006	Mercedes Benz	S55 AMG		Door	REAR	LEFT
2001	2006	Mercedes Benz	S55 AMG		Door	FRONT	RIGHT
2001	2006	Mercedes Benz	S55 AMG		Door	FRONT	LEFT
2001	2006	Mercedes Benz	S55 AMG		Door	REAR	RIGHT
2001	2006	Mercedes Benz	S55 AMG		Door	REAR	LEFT
2007	2013	Mercedes Benz	S550		Back Window		
2007	2013	Mercedes Benz	S550		Door	FRONT	RIGHT
2007	2013	Mercedes Benz	S550		Door	FRONT	LEFT
2007	2013	Mercedes Benz	S550		Door	REAR	RIGHT
2007	2013	Mercedes Benz	S550		Door	REAR	LEFT
2007	2013	Mercedes Benz	S550		Door	FRONT	RIGHT
2007	2013	Mercedes Benz	S550		Door	FRONT	LEFT
2007	2013	Mercedes Benz	S550		Door	REAR	RIGHT
2007	2013	Mercedes Benz	S550		Door	REAR	LEFT
2014	2018	Mercedes Benz	S550*		Back Window		



List of Models with Laminated Non-windshield OEM Glazing							
Year Range		Make	Model & Trim	Opening	Position	Side	
2014	2018	Mercedes Benz	S550*	Door	FRONT	RIGHT	
2014	2018	Mercedes Benz	S550*	Door	FRONT	LEFT	
2014	2018	Mercedes Benz	S550*	Door	REAR	RIGHT	
2014	2018	Mercedes Benz	S550*	Door	REAR	LEFT	
2015	2017	Mercedes Benz	S550	Back Window			
2015	2017	Mercedes Benz	S550	Door	FRONT	RIGHT	
2015	2017	Mercedes Benz	S550	Door	FRONT	LEFT	
2017	2019	Mercedes Benz	S550	Door	FRONT	RIGHT	
2017	2019	Mercedes Benz	S550	Door	FRONT	LEFT	
1994	1994	Mercedes Benz	S600	Back Window			
1994	1995	Mercedes Benz	S600	Back Window			
1995	1999	Mercedes Benz	S600	Back Window			
1996	1996	Mercedes Benz	S600	Back Window			
1996	1997	Mercedes Benz	S600	Back Window			
2001	2006	Mercedes Benz	S600	Back Window			
2001	2006	Mercedes Benz	S600	Back Window			
2001	2006	Mercedes Benz	S600	Door	FRONT	RIGHT	
2001	2006	Mercedes Benz	S600	Door	FRONT	LEFT	
2001	2006	Mercedes Benz	S600	Door	REAR	RIGHT	
2001	2006	Mercedes Benz	S600	Door	REAR	LEFT	
2001	2006	Mercedes Benz	S600	Door	FRONT	RIGHT	
2001	2006	Mercedes Benz	S600	Door	FRONT	LEFT	
2001	2006	Mercedes Benz	S600	Door	REAR	RIGHT	
2001	2006	Mercedes Benz	S600	Door	REAR	LEFT	
2007	2013	Mercedes Benz	S600	Back Window			
2007	2013	Mercedes Benz	S600	Door	FRONT	RIGHT	
2007	2013	Mercedes Benz	S600	Door	FRONT	LEFT	
2007	2013	Mercedes Benz	S600	Door	REAR	RIGHT	
2007	2013	Mercedes Benz	S600	Door	REAR	LEFT	
2007	2013	Mercedes Benz	S600	Door	REAR	RIGHT	
2007	2013	Mercedes Benz	S600	Door	REAR	LEFT	
2008	2013	Mercedes Benz	S600	Door	FRONT	RIGHT	
2008	2013	Mercedes Benz	S600	Door	FRONT	LEFT	
2014	2018	Mercedes Benz	S600*	Back Window			
2014	2018	Mercedes Benz	S600*	Door	FRONT	RIGHT	
2014	2018	Mercedes Benz	S600*	Door	FRONT	LEFT	
2014	2018	Mercedes Benz	S600*	Door	REAR	RIGHT	
2014	2018	Mercedes Benz	S600*	Door	REAR	LEFT	
2008	2013	Mercedes Benz	S63 AMG	Back Window			
2008	2013	Mercedes Benz	S63 AMG	Door	FRONT	RIGHT	
2008	2013	Mercedes Benz	S63 AMG	Door	FRONT	LEFT	
2008	2013	Mercedes Benz	S63 AMG	Door	REAR	RIGHT	
2008	2013	Mercedes Benz	S63 AMG	Door	REAR	LEFT	
2008	2013	Mercedes Benz	S63 AMG	Door	FRONT	RIGHT	
2008	2013	Mercedes Benz	S63 AMG	Door	FRONT	LEFT	
2008	2013	Mercedes Benz	S63 AMG	Door	REAR	RIGHT	
2008	2013	Mercedes Benz	S63 AMG	Door	REAR	LEFT	
2014	2018	Mercedes Benz	S63 AMG	Back Window			
2014	2018	Mercedes Benz	S63 AMG	Door	FRONT	RIGHT	
2014	2018	Mercedes Benz	S63 AMG	Door	FRONT	LEFT	
2014	2018	Mercedes Benz	S63 AMG	Door	REAR	RIGHT	
2014	2018	Mercedes Benz	S63 AMG	Door	REAR	LEFT	
2015	2017	Mercedes Benz	S63 AMG	Back Window			
2015	2017	Mercedes Benz	S63 AMG	Door	FRONT	RIGHT	
2015	2017	Mercedes Benz	S63 AMG	Door	FRONT	LEFT	



List of Models with Laminated Non-windshield OEM Glazing							
Year Range		Make	Model & Trim	Opening	Position	Side	
2017	2018	Mercedes Benz	S63 AMG*	Door	FRONT	RIGHT	
2017	2018	Mercedes Benz	S63 AMG*	Door	FRONT	LEFT	
2006	2006	Mercedes Benz	S65 AMG	Back Window			
2006	2006	Mercedes Benz	S65 AMG	Back Window			
2006	2006	Mercedes Benz	S65 AMG	Door	FRONT	RIGHT	
2006	2006	Mercedes Benz	S65 AMG	Door	FRONT	LEFT	
2006	2006	Mercedes Benz	S65 AMG	Door	REAR	RIGHT	
2006	2006	Mercedes Benz	S65 AMG	Door	REAR	LEFT	
2006	2006	Mercedes Benz	S65 AMG	Door	FRONT	RIGHT	
2006	2006	Mercedes Benz	S65 AMG	Door	FRONT	LEFT	
2006	2006	Mercedes Benz	S65 AMG	Door	REAR	RIGHT	
2006	2006	Mercedes Benz	S65 AMG	Door	REAR	LEFT	
2007	2013	Mercedes Benz	S65 AMG	Back Window			
2007	2013	Mercedes Benz	S65 AMG	Door	FRONT	RIGHT	
2007	2013	Mercedes Benz	S65 AMG	Door	FRONT	LEFT	
2007	2013	Mercedes Benz	S65 AMG	Door	REAR	RIGHT	
2007	2013	Mercedes Benz	S65 AMG	Door	REAR	LEFT	
2007	2013	Mercedes Benz	S65 AMG	Door	FRONT	RIGHT	
2007	2013	Mercedes Benz	S65 AMG	Door	FRONT	LEFT	
2007	2013	Mercedes Benz	S65 AMG	Door	REAR	RIGHT	
2007	2013	Mercedes Benz	S65 AMG	Door	REAR	LEFT	
2014	2018	Mercedes Benz	S65 AMG*	Back Window			
2014	2018	Mercedes Benz	S65 AMG*	Door	FRONT	RIGHT	
2014	2018	Mercedes Benz	S65 AMG*	Door	FRONT	LEFT	
2014	2018	Mercedes Benz	S65 AMG*	Door	REAR	RIGHT	
2014	2018	Mercedes Benz	S65 AMG8	Door	REAR	LEFT	
2015	2017	Mercedes Benz	S65 AMG	Back Window			
2015	2017	Mercedes Benz	S65 AMG	Door	FRONT	RIGHT	
2015	2017	Mercedes Benz	S65 AMG	Door	FRONT	LEFT	
2017	2018	Mercedes Benz	S65 AMG	Door	FRONT	RIGHT	
2017	2018	Mercedes Benz	S65 AMG	Door	FRONT	LEFT	
2003	2011	Mercury	Grand Marquis	Door	FRONT	RIGHT	
2003	2011	Mercury	Grand Marquis	Door	FRONT	LEFT	
2003	2011	Mercury	Grand Marquis	Door	REAR	RIGHT	
2003	2011	Mercury	Grand Marquis	Door	REAR	LEFT	
2003	2004	Mercury	Marauder	Door	FRONT	RIGHT	
2003	2004	Mercury	Marauder	Door	FRONT	LEFT	
2003	2004	Mercury	Marauder	Door	REAR	RIGHT	
2003	2004	Mercury	Marauder	Door	REAR	LEFT	
2019	2019	Nissan	Altima	Door	FRONT	RIGHT	
2019	2019	Nissan	Altima	Door	FRONT	LEFT	
2017	2019	Nissan	Armada	Door	FRONT	RIGHT	
2017	2019	Nissan	Armada	Door	FRONT	LEFT	
2016	2019	Nissan	Maxima	Door	FRONT	RIGHT	
2016	2019	Nissan	Maxima	Door	FRONT	LEFT	
2016	2019	Nissan	Maxima	Door	FRONT	RIGHT	
2016	2019	Nissan	Maxima	Door	FRONT	LEFT	
2019	2019	Nissan	Rogue	Door	FRONT	RIGHT	
2019	2019	Nissan	Rogue	Door	FRONT	LEFT	
2017	2019	Nissan	Titan	Door	FRONT	RIGHT	
2017	2019	Nissan	Titan	Door	FRONT	LEFT	
2017	2019	Nissan	Titan	Door	FRONT	RIGHT	
2017	2019	Nissan	Titan	Door	FRONT	LEFT	
2017	2019	Nissan	Titan	Door	FRONT	RIGHT	
2017	2019	Nissan	Titan	Door	FRONT	LEFT	



List of Models with Laminated Non-windshield OEM Glazing							
Year Range		Make	Model & Trim		Opening	Position	Side
2016	2018	Nissan	Titan XD		Door	FRONT	RIGHT
2016	2018	Nissan	Titan XD		Door	FRONT	LEFT
2017	2018	Nissan	Titan XD		Door	FRONT	RIGHT
2017	2018	Nissan	Titan XD		Door	FRONT	LEFT
1996	1998	Porsche	911 Targa		Back Window		
1996	1998	Porsche	911 Targa		Back Window		
1996	1998	Porsche	911 Targa		Roof	FRONT	
1996	1998	Porsche	911 Targa		Roof		
2002	2005	Porsche	911 Targa		Back Window		
2002	2005	Porsche	911 Targa		Roof		
2011	2018	Porsche	Cayenne	Hybrid	Back Window		
2011	2018	Porsche	Cayenne	Hybrid	Door	FRONT	RIGHT
2011	2018	Porsche	Cayenne	Hybrid	Door	FRONT	LEFT
2003	2010	Porsche	Cayenne		Back Window		
2003	2010	Porsche	Cayenne		Back Window		
2003	2010	Porsche	Cayenne		Door	FRONT	RIGHT
2003	2010	Porsche	Cayenne		Door	FRONT	LEFT
2003	2010	Porsche	Cayenne		Door	REAR	RIGHT
2003	2010	Porsche	Cayenne		Door	REAR	LEFT
2011	2018	Porsche	Cayenne		Back Window		
2011	2018	Porsche	Cayenne		Door	FRONT	RIGHT
2011	2018	Porsche	Cayenne		Door	FRONT	LEFT
2015	2018	Porsche	Macan*		Back Window		
2015	2018	Porsche	Macan*		Back Window		
2015	2018	Porsche	Macan*		Door	FRONT	RIGHT
2015	2018	Porsche	Macan*		Door	FRONT	LEFT
2015	2018	Porsche	Macan*		Door	REAR	RIGHT
2015	2018	Porsche	Macan*		Door	REAR	LEFT
2015	2018	Porsche	Macan*		Door	FRONT	RIGHT
2015	2018	Porsche	Macan*		Door	FRONT	LEFT
2015	2018	Porsche	Macan S*		Back Window		
2015	2018	Porsche	Macan S*		Back Window		
2015	2018	Porsche	Macan S*		Door	FRONT	RIGHT
2015	2018	Porsche	Macan S*		Door	FRONT	LEFT
2015	2018	Porsche	Macan S*		Door	REAR	RIGHT
2015	2018	Porsche	Macan S*		Door	REAR	LEFT
2015	2018	Porsche	Macan S*		Door	FRONT	RIGHT
2015	2018	Porsche	Macan S*		Door	FRONT	LEFT
2017	2018	Porsche	Panamera	SporTurismo	Back Window		
2017	2018	Porsche	Panamera	SporTurismo	Back Window		
2017	2018	Porsche	Panamera	SporTurismo	Door	FRONT	RIGHT
2017	2018	Porsche	Panamera	SporTurismo	Door	FRONT	LEFT
2017	2018	Porsche	Panamera	SporTurismo	Door	REAR	RIGHT
2017	2018	Porsche	Panamera	SporTurismo	Door	REAR	LEFT
2017	2018	Porsche	Panamera*		Back Window		
2017	2018	Porsche	Panamera*		Back Window		
2017	2018	Porsche	Panamera*		Door	FRONT	RIGHT
2017	2018	Porsche	Panamera*		Door	FRONT	LEFT
2017	2018	Porsche	Panamera*		Door	REAR	RIGHT
2017	2018	Porsche	Panamera*		Door	REAR	LEFT
1985	2008	Prevost Bus	LeMirage		Side		LEFT
1985	2008	Prevost Bus	LeMirage		Side		RIGHT
2019	2019	Ram	Pickup	1500	Door	FRONT	RIGHT
2019	2019	Ram	Pickup	1500	Door	FRONT	LEFT
2019	2019	Ram	Pickup	1500	Door	FRONT	RIGHT



List of Models with Laminated Non-windshield OEM Glazing							
Year Range		Make	Model & Trim		Opening	Position	Side
2019	2019	Ram	Pickup	1500	Door	FRONT	LEFT
2019	2019	Ram	Pickup	1500	Door	FRONT	RIGHT
2019	2019	Ram	Pickup	1500	Door	FRONT	LEFT
2019	2019	Ram	Pickup	2500	Door	FRONT	RIGHT
2019	2019	Ram	Pickup	2500	Door	FRONT	LEFT
2019	2019	Ram	Pickup	2500	Door	FRONT	RIGHT
2019	2019	Ram	Pickup	2500	Door	FRONT	LEFT
2019	2019	Ram	Pickup	3500	Door	FRONT	RIGHT
2019	2019	Ram	Pickup	3500	Door	FRONT	LEFT
2019	2019	Ram	Pickup	3500	Door	FRONT	RIGHT
2019	2019	Ram	Pickup	3500	Door	FRONT	LEFT
2005	2009	Saab	9-7x		Door	FRONT	RIGHT
2005	2009	Saab	9-7x		Door	FRONT	LEFT
2007	2010	Saturn	Aura		Door	FRONT	RIGHT
2007	2010	Saturn	Aura		Door	FRONT	LEFT
2019	2019	Subaru	Ascent		Door	FRONT	RIGHT
2019	2019	Subaru	Ascent		Door	FRONT	LEFT
2018	2019	Subaru	Legacy		Door	FRONT	RIGHT
2018	2019	Subaru	Legacy		Door	FRONT	LEFT
2018	2019	Subaru	Outback		Door	FRONT	RIGHT
2018	2019	Subaru	Outback		Door	FRONT	LEFT
2012	2018	Tesla	S		Back Window		
2014	2018	Toyota	Avalon	Hybrid	Door	FRONT	RIGHT
2014	2018	Toyota	Avalon	Hybrid	Door	FRONT	LEFT
2014	2018	Toyota	Avalon	Hybrid	Door	FRONT	RIGHT
2014	2018	Toyota	Avalon	Hybrid	Door	FRONT	LEFT
2013	2018	Toyota	Avalon		Door	FRONT	RIGHT
2013	2018	Toyota	Avalon		Door	FRONT	LEFT
2013	2018	Toyota	Avalon		Door	FRONT	RIGHT
2013	2018	Toyota	Avalon		Door	FRONT	LEFT
2013	2018	Toyota	Avalon		Door	FRONT	RIGHT
2013	2018	Toyota	Avalon		Door	FRONT	LEFT
2019	2019	Toyota	Avalon		Door	FRONT	RIGHT
2019	2019	Toyota	Avalon		Door	FRONT	LEFT
2016	2019	Toyota	Prius		Door	FRONT	RIGHT
2016	2019	Toyota	Prius		Door	FRONT	LEFT
2017	2019	Toyota	Prius Prime		Door	FRONT	RIGHT
2017	2019	Toyota	Prius Prime		Door	FRONT	LEFT
2013	2016	Toyota	Venza		Door	FRONT	RIGHT
2013	2016	Toyota	Venza		Door	FRONT	LEFT
2019	2019	Volkswagen	Arteon		Door	FRONT	RIGHT
2019	2019	Volkswagen	Arteon		Door	FRONT	LEFT
2004	2006	Volkswagen	Phaeton		Back Window		
2004	2006	Volkswagen	Phaeton		Door	FRONT	RIGHT
2004	2006	Volkswagen	Phaeton		Door	FRONT	LEFT
2004	2006	Volkswagen	Phaeton		Door	REAR	RIGHT
2004	2006	Volkswagen	Phaeton		Door	REAR	LEFT
2011	2016	Volkswagen	Touareg	Hybrid	Door	FRONT	RIGHT
2011	2016	Volkswagen	Touareg	Hybrid	Door	FRONT	LEFT
2004	2010	Volkswagen	Touareg		Door	FRONT	RIGHT
2004	2010	Volkswagen	Touareg		Door	FRONT	LEFT
2004	2010	Volkswagen	Touareg		Door	REAR	RIGHT
2004	2010	Volkswagen	Touareg		Door	REAR	LEFT
2011	2017	Volkswagen	Touareg		Door	FRONT	RIGHT
2011	2017	Volkswagen	Touareg		Door	FRONT	LEFT
1987	1990	Volvo	740		Back Window		
1991	1992	Volvo	740		Back Window		



List of Models with Laminated Non-windshield OEM Glazing							
Year Range		Make	Model & Trim		Opening	Position	Side
1987	1990	Volvo	760		Back Window		
1993	1993	Volvo	850		Back Window		
1991	1991	Volvo	940		SE	Back Window	
1991	1995	Volvo	940			Back Window	
1992	1997	Volvo	960			Back Window	
2008	2013	Volvo	C30			Door	FRONT RIGHT
2008	2013	Volvo	C30			Door	FRONT LEFT
2004	2004	Volvo	S40		2.4L ENG	Door	FRONT RIGHT
2004	2004	Volvo	S40		2.4L ENG	Door	FRONT LEFT
2004	2004	Volvo	S40		2.4L ENG	Door	REAR RIGHT
2004	2004	Volvo	S40		2.4L ENG	Door	REAR LEFT
2004	2004	Volvo	S40		2.5L ENG	Door	FRONT RIGHT
2004	2004	Volvo	S40		2.5L ENG	Door	FRONT LEFT
2004	2004	Volvo	S40		2.5L ENG	Door	REAR RIGHT
2004	2004	Volvo	S40		2.5L ENG	Door	REAR LEFT
2005	2011	Volvo	S40			Door	FRONT RIGHT
2005	2011	Volvo	S40			Door	FRONT LEFT
2005	2011	Volvo	S40			Door	REAR RIGHT
2005	2011	Volvo	S40			Door	REAR LEFT
2001	2009	Volvo	S60			Door	FRONT RIGHT
2001	2009	Volvo	S60			Door	FRONT LEFT
2001	2009	Volvo	S60			Door	REAR RIGHT
2001	2009	Volvo	S60			Door	REAR LEFT
2011	2018	Volvo	S60			Door	FRONT RIGHT
2011	2018	Volvo	S60			Door	FRONT LEFT
2011	2018	Volvo	S60			Door	REAR RIGHT
2011	2018	Volvo	S60			Door	REAR LEFT
2019	2019	Volvo	S60			Door	FRONT RIGHT
2019	2019	Volvo	S60			Door	FRONT LEFT
2019	2019	Volvo	S60			Door	REAR RIGHT
2019	2019	Volvo	S60			Door	REAR LEFT
1999	2006	Volvo	S80			Door	FRONT RIGHT
1999	2006	Volvo	S80			Door	FRONT LEFT
1999	2006	Volvo	S80			Door	REAR RIGHT
1999	2006	Volvo	S80			Door	REAR LEFT
2007	2016	Volvo	S80			Door	FRONT RIGHT
2007	2016	Volvo	S80			Door	FRONT LEFT
2007	2016	Volvo	S80			Door	REAR RIGHT
2007	2016	Volvo	S80			Door	REAR LEFT
1998	1998	Volvo	S90			Back Window	
2017	2019	Volvo	S90			Door	FRONT RIGHT
2017	2019	Volvo	S90			Door	FRONT LEFT
2017	2019	Volvo	S90			Door	REAR RIGHT
2017	2019	Volvo	S90			Door	REAR LEFT
2005	2011	Volvo	V50			Door	FRONT RIGHT
2005	2011	Volvo	V50			Door	FRONT LEFT
2005	2011	Volvo	V50			Door	REAR RIGHT
2005	2011	Volvo	V50			Door	REAR LEFT
2001	2002	Volvo	V70		XC	Door	FRONT RIGHT
2001	2002	Volvo	V70		XC	Door	FRONT LEFT
2001	2002	Volvo	V70		XC	Door	REAR RIGHT
2001	2002	Volvo	V70		XC	Door	REAR LEFT
2001	2007	Volvo	V70			Door	FRONT RIGHT
2001	2007	Volvo	V70			Door	FRONT LEFT
2001	2007	Volvo	V70			Door	REAR RIGHT



List of Models with Laminated Non-windshield OEM Glazing							
Year Range		Make	Model & Trim		Opening	Position	Side
2001	2007	Volvo	V70		Door	REAR	LEFT
2008	2011	Volvo	V70		Back Window		
2008	2011	Volvo	V70		Door	FRONT	RIGHT
2008	2011	Volvo	V70		Door	FRONT	LEFT
2008	2011	Volvo	V70		Door	REAR	RIGHT
2008	2011	Volvo	V70		Door	REAR	LEFT
2017	2019	Volvo	V90		Door	FRONT	RIGHT
2017	2019	Volvo	V90		Door	FRONT	LEFT
2017	2019	Volvo	V90		Door	REAR	RIGHT
2017	2019	Volvo	V90		Door	REAR	LEFT
2010	2017	Volvo	XC60		Back Window		
2010	2017	Volvo	XC60		Door	FRONT	RIGHT
2010	2017	Volvo	XC60		Door	FRONT	LEFT
2010	2017	Volvo	XC60		Door	REAR	RIGHT
2010	2017	Volvo	XC60		Door	REAR	LEFT
2010	2017	Volvo	XC60		Door	FRONT	RIGHT
2010	2017	Volvo	XC60		Door	FRONT	LEFT
2003	2007	Volvo	XC70		Door	FRONT	RIGHT
2003	2007	Volvo	XC70		Door	FRONT	LEFT
2003	2007	Volvo	XC70		Door	REAR	RIGHT
2003	2007	Volvo	XC70		Door	REAR	LEFT
2008	2016	Volvo	XC70		Back Window		
2008	2016	Volvo	XC70		Door	FRONT	RIGHT
2008	2016	Volvo	XC70		Door	FRONT	LEFT
2008	2016	Volvo	XC70		Door	REAR	RIGHT
2008	2016	Volvo	XC70		Door	REAR	LEFT
2016	2018	Volvo	XC90		Door	FRONT	RIGHT
2016	2018	Volvo	XC90		Door	FRONT	LEFT
2003	2014	Volvo	XC90		Door	FRONT	RIGHT
2003	2014	Volvo	XC90		Door	FRONT	LEFT
2003	2014	Volvo	XC90		Door	FRONT	RIGHT
2003	2014	Volvo	XC90		Door	FRONT	LEFT
2003	2014	Volvo	XC90		Door	REAR	RIGHT
2003	2014	Volvo	XC90		Door	REAR	LEFT
2016	2019	Volvo	XC90		Door	FRONT	RIGHT
2016	2019	Volvo	XC90		Door	FRONT	LEFT

*Equipped with OEM Laminated Non-windshield glass in all positions (2018 models only)